

Index

Copyright © 2019 National Fire Protection Association. All Rights Reserved.

The copyright in this index is separate and distinct from the copyright in the document that it indexes. The licensing provisions set forth for the document are not applicable to this index. This index may not be reproduced in whole or in part by any means without the express written permission of NFPA.

-A-

- Acceptance of equipment and systems**, 4.1
- Actuated liquid withdrawal excess-flow valve**, Table 5.9.4.1(B), 5.9.4.1(C), 5.9.7.1(4), 5.9.8.1, A.5.9.8.1(H)
 Definition, 3.3.78.1
- Adoption of code**, Annex J
- American Society of Mechanical Engineers**, *see* ASME
- Ammonia contamination**, 4.5, A.4.5
- Anodeless risers**, 5.11.5.7, 6.11.4.3
 Definition, 3.3.2
- ANSI (definition)**, 3.3.3
- API (definition)**, 3.3.4; *see also* API-ASME codes; API-ASME containers (or tanks)
- API-ASME codes**
 Compliance with, 5.2.1.1, 11.3.1.1, A.5.2.1.1
 Development of, D.1.2
- API-ASME containers (or tanks)**, Annex D
 Definition, 3.3.5
 Design of, D.2.2 to D.2.4, D.3
 Filling, 7.4.3.1(4)
 Requalification for service, 5.2.1.2(B), 11.3.1.4(C)
- Appliances, LP-Gas**, 5.23, 6.10.1.6, 6.10.1.8, 6.10.2.1, A.5.23.6, A.5.23.7
 Approval, 5.23.1
 Conversion to LP-Gas, 5.23.2
 Installation of, 6.23
 Buildings, 6.22.2, 6.22.8, A.6.22.2.6
 Non-engine fuel systems, 6.26.7, A.6.26.7.6
 Patio heaters, 6.23.2
 Portable appliances, hose for, 6.23.4
 Vehicles, 6.26.7, A.6.26.7.6
 Pipe sizing between regulators and appliances, Table 16.1(c), Table 16.1(e), Table 16.1(g)
 Separation distance, 6.4.4.4
- Application of code**, 1.3, A.1.3.1(4), A.1.3.2(4) to A.1.3.2(8)
- Approved (definition)**, 3.2.1, A.3.2.1
- Appurtenances, container**, *see* Container appurtenances
- ASME (definition)**, 3.3.6; *see also* API-ASME codes; ASME code; ASME containers
- ASME code**
 Compliance with, 5.2.1.1, 11.3.1.1, 11.3.1.2, A.5.2.1.1
 Definition, 3.3.7
 Development of, D.1.2
- ASME containers**, Annex D; *see also* API-ASME containers (or tanks); Manifold ASME containers
- Appurtenances and connections**, 5.9.4.1(A), 5.9.8.1, 5.9.8.4 to 5.9.8.7, 6.9.2.3, 6.30.3, 12.3.3, 12.4.5.1, 12.4.9, 12.4.10, A.5.9.8.1(H), A.5.9.8.4(A), A.12.4.5.1
 Conversion to fuel service, 5.2.1.5
 Definition, 3.3.8
 Design, D.2.1, D.2.3, D.2.4, D.3
- Engine fuel systems**, 6.30.5.3, 11.3.1.4(C), 11.3.2, 11.3.4, 11.4.1.6, 11.4.1.7, 11.4.1.14 to 11.4.1.16, 11.5(1), 12.1.1, 12.3, 12.4.1.2, 12.4.1.5, 12.4.1.8, 12.4.1.13, 12.4.3 to 12.4.13, 12.13.1, A.11.4.1.16, A.12.1.1, A.12.3.1.2 to A.12.3.14.1, A.12.4.4(1) to A.12.4.13
- Filling**, 7.4.3.1(4), 7.4.3.2(C), 12.4.4, 12.4.6, 12.4.9, 12.4.9(3), 12.13.1(2), A.12.4.4(1) to A.12.4.4(5)
- Gauges**, 5.9.5.4, 5.9.5.7
- Inlet and outlet connections**, 5.9.8.5
- Installation**, 5.2.1.11, 6.8.1.7, 6.8.6, 6.8.7.2(D), 6.26.3.2, 6.30, A.6.8.6.1 to A.6.8.6.3(A)
- Location**, 6.3.2, 6.5.1, 6.5.2
- Marking**, 5.2.8.3, 12.3.2.8, 12.3.2.9, A.5.2.8.3
- Maximum allowable working pressure**, *see* Maximum allowable working pressure (MAWP)
- Not connected for use**, 6.3.2
- Openings**, 5.2.5, A.5.2.5.3 to A.2.5.7
- Porta-pacs**, *see* Porta-pacs
- Pressure relief devices/valves**, 5.9.2.1, 5.9.2.5 to 5.9.2.7, 6.26.4.1, A.5.9.2.1, E.2
- Protection**, 5.2.1.11, 6.29.3, 12.4.4(10), 12.4.8, 12.4.9, A.6.29.3
- Requalification for service**, 5.2.1.2(B), 5.2.1.3, 11.3.1.4(C)
- Separation distances**, 6.4.1.2, 6.4.1.3, 6.4.2, 6.4.4.2 to 6.4.4.4, Table 6.4.4.3, 6.5.1, 6.5.2, A.6.4.4.3
- Service pressure**, 5.2.4.3 to 5.2.4.6, A.5.2.4.6
- Spacing**, Fig. I.1(b), Fig. I.1(c)
- Specifications**, Table 4.1.1
- Supports**, 5.2.7.1, 6.8.3.1(E)
- Tank heaters**, 6.24.4.1, 6.24.4.2
- Transfer into**, 6.30.5
- Transportation of**, 9.3.4, 9.6.2.1
- Vehicles, on**
 Engine fuel systems, *see* subhead: Engine fuel systems
 Non-engine fuel systems, 6.26.3.1, 6.26.3.2
 Vertical, 5.6.1, 6.6.1
- Assembly occupancies**, 6.23.2.3, Table 8.3.1(a), A.6.4.1.1, A.6.22.10.3; *see also* Public access
 Definition, 3.3.9, A.3.3.9
- Attached structures, LP-gas distribution facilities**, 10.3, A.10.3.2.5, A.10.3.2.6
- Attached supports, containers with**, 5.2.7, 5.6, 6.6, 6.8.3.1(E)
- Authority having jurisdiction (definition)**, 3.2.2, A.3.2.2
- Automated cylinder exchange stations**, 8.6

-B-

- Backflow check valves**, 5.9.4.2, 5.9.4.4(5), 5.9.7, 5.9.8.1, 5.14.2.2, 5.20.8, 6.14.3 to 6.14.5, 6.14.8, 6.14.11, 6.30.3.5, 6.30.4.1, 7.3.3.2(C), 14.3.3, A.5.9.8.1(H), A.6.14.8
- Cargo tank vehicles**, 9.4.2.4, 9.4.3.4
- Engine fuel systems**, 11.4.1.4(A), 11.10.1.8, 12.3.5.3, 12.4.6, 12.4.9(1), 12.4.10(4)
- Gas-air mixers**, 5.24.8.4, 5.24.8.5

- Railroad tank car end of hose, 7.2.3.7(2)
 - Refrigerated containers, 13.1.1.5(A)
 - Backflow preventer**, 6.24.2.9
 - Balconies, LP-Gas systems on**, 6.22.11.2
 - Bleeder valves**, *see* Valves
 - Bonding**, 6.25.1.3, 14.3.5, 14.3.6, A.6.25.1.3
 - Breakaway devices**, 6.27.4.2, 7.2.3.8(8), 11.8.5.2, 12.4.11(5)
 - Buildings/structures**
 - Bulk plants, *see* Bulk plants
 - Containers in, 6.22, A.6.22.2.6 to A.6.22.10.3
 - Location, 6.2.2
 - Stationary engines, 6.28.1, 6.28.4
 - Storage of portable containers, 8.2.1.3 to 8.2.1.5, 8.3
 - Venting of cylinders, 7.3.3.2
 - Educational and institutional occupancies in, 6.22.7, Table 8.3.1(a)
 - Flame effects before a proximate audience in, 6.22.10, A.6.22.10.3
 - Gas distribution facilities, *see* Bulk plants
 - Heating, *see* Heaters and heating systems
 - Industrial occupancies in, *see* Industrial occupancies
 - LP-Gas systems in, 6.22, A.6.22.2.6 to A.6.22.10.3
 - Piping systems in, 6.11.1.1(D), 6.11.1.2, 6.11.1.3, 6.22.1.1(2), 6.22.3.2, 6.22.12
 - Public, frequented by, Table 8.3.1(a), Table 8.3.1(b), 8.3.2, 9.7.3, 11.11.4.3(2), 11.12.2.3(B)
 - Regulators in, 6.10.1.3, A.6.10.1.3
 - Separation distances, 6.4, A.6.4.1.1 to A.6.4.4.3
 - Transfer operations, 6.7.1, 6.7.3.1, 6.7.3.3, 6.22.1.5, A.6.7.1.1
 - Under construction or renovation, 6.22.4, 6.22.5, 8.4.3
 - Vaporizers in, 6.24.2, 6.24.3, 6.24.8.2 to 6.24.8.4
 - Vehicles used in, 11.11.4.2, 11.11.4.3; *see also* Parking and garaging of vehicles
 - Venting of LP-Gas, 7.3.2, 7.3.3.2
 - Bulk plants**
 - Buildings or structures housing, Chap. 10
 - Attached, 10.3.1
 - Construction of, 10.2.1, A.10.2.1.2
 - Rooms within, 10.3.2, A.10.3.2.5, A.10.3.2.6
 - Separate, 10.2, A.10.2.1.2
 - Container connections and appurtenances, Table 5.9.4.2
 - Definition, 3.3.10, A.3.3.10
 - Fire protection, 6.29.4.2
 - Lighting at, 6.21.5
 - LP-Gas system installation, 6.21, A.6.21.2.5, A.6.21.2.6(3)
 - Cargo tank/cargo tank vehicle transfers, 7.2.3.9(1)
 - Liquid transfer facilities, 6.21.2, A.6.21.2.5, A.6.21.2.6(3)
 - Operations and maintenance, 15.6
 - Stationary containers, transportation of, 9.6.2.2(2)
 - Burning, LP-Gas**, 6.8.6.1(G)(3), 7.3.3.4, 7.3.3.5
 - Burning vaporizing**, *see* Vaporizers
- C-
- Cabinet heaters**, 6.23.3
 - Definition, 3.3.11
 - Carburetion equipment**, 11.6, 12.3.13, 12.11.6(1)
 - Cargo tanks**, 7.2.3.9, 9.3.3.8, 9.4.2, 12.4.1.9, D.2.4.1, D.2.4.4; *see also* Cargo tank vehicles
 - Appurtenances, protection of, 5.2.6.2
 - Attachment to trailer or semitrailer, 5.2.7.2
 - Definition, 3.3.12
 - Filling, 4.3.3, 7.4.3.1(3)
 - Liquid level gauging devices, 5.9.5.7
 - Marking, 5.2.8.5(B)
 - Valves, 9.4.2.3, 9.4.2.4, 9.4.3
 - Cargo tank vehicles**, 5.2.1.5, 6.21.2.3, Table 6.25.2.2, 6.26.2(3), 6.30.4.1, 9.1.1, 9.4, 12.4.1.9, 15.3.5, A.9.1.1(3), A.9.4.8; *see also* Cargo tanks
 - Capacity, 6.26.3.1(D)
 - Electrical equipment on, 6.25.2.6, 9.2
 - Filling, 7.2.3.8, 7.2.3.9
 - Servicing and repair, 9.7.3.8
 - Unloading, 7.2.3.3 to 7.2.3.5, 15.3.5.3, A.7.2.3.5(A)
 - Carts, farm**, *see* Movable fuel storage tenders
 - Catering operations**, *see* Food service appliances
 - Cathodic protections**, 5.2.1.11, 6.8.6.1(I), 6.11.3.15(C), 6.19.2(C), 6.19.3, 15.6.1.3, 15.6.1.4, A.6.8.6.1(I), A.6.8.6.1(L), A.6.10.1.3, A.6.19.3.1 to A.6.19.3.3
 - CGA (definition)**, 3.3.13
 - Charging**, *see* Filling
 - Coating, powder**, 11.3.7, A.11.3.7; *see also* Painting
 - Code**
 - Definition, 3.2.3, A.3.2.3
 - Sample ordinance, Annex J
 - Coils, heating or cooling**, 5.2.1.10
 - Components**, *see* Equipment
 - Compressors**, 5.20.4, 5.20.7
 - Installation, 6.20.3
 - Liquid traps, venting, 7.3.1.2
 - Mounted on vehicle, 9.4.1.2, 9.4.4.1
 - Operating controls or disconnect switches, 6.21.2.4
 - Portable, 5.20.4.4, 6.20.3.3, 6.20.3.5, 11.13.1.5
 - Vapor, Table 6.25.2.2
 - Concrete pads**, 6.6.2.1, 6.6.3.1, 6.8.3.1(F), Table 6.8.3.2(A), 6.8.3.3, 6.8.5.1
 - Definition, 3.3.14
 - Connections**, 15.2.1.1; *see also* Hose connections
 - Bleed, 14.3.2
 - Engine fuel systems, 11.3.6, 11.8.2, 11.8.5.2(I), 12.4.6(3), 12.4.9
 - LP-Gas system piping, 6.21.2.7
 - Over-the-road vehicles, 12.3.11
 - Pipeaway system, 11.8.5.2(I)
 - Connectors**, *see* Flexible connectors; Quick connectors
 - Container appurtenances**, 5.2.1.2(C), 5.9, A.5.9.1.2 to A.5.9.9
 - ASME containers, *see* ASME containers
 - Bulk and industrial plants, Table 5.9.4.2
 - Definition, 3.3.16
 - Engine fuel systems, *see* Engine fuel systems
 - Fabrication, 5.9.1, A.5.9.1.2
 - Installation, 5.9.8, 6.9, A.5.9.8.1(H), A.5.9.8.4(A)
 - Leaks, 5.2.3.4(5), 9.3.2.6, 9.3.3.5
 - Non-engine fuel systems, 6.26.3.1(E)
 - Protection
 - Physical damage, against, 5.2.6, 5.6.3.3, 6.9.2.13, 6.26.3.4(E), 9.3.3.4, 9.4.5, 9.6.2.2(3), 9.6.2.4
 - Weather exposure, against, 6.9.2.4, 6.9.2.5, 6.10.1.4

- Requirements for, 5.9.4, A.5.9.4.3
- Service pressure, 5.9.1.3
- Container assembly (definition)**, 3.3.17
- Containers**, 5.2, 15.3.1, A.5.2.1.1 to A.5.2.8.3; *see also* Cylinders
 - API-ASME, *see* API-ASME containers (or tanks)
 - ASME, *see* ASME containers
 - Buildings, containers in, *see* Buildings/structures
 - Bulk plants, 15.6.1
 - Capacity, 7.4.2, 11.3.5, A.7.4.2.2, A.7.4.2.3, Annex F; *see also* Water capacity, of containers
 - Corrosion and corrosion protection, 5.2.1.4, 5.2.3.4, 6.8.6.1(I), 6.8.6.3(F), 6.19, 12.4.4(10), A.6.8.6.1(I), A.6.19, Annex K
 - Definition, 3.3.15
 - Demonstration use, 6.22.9, A.6.22.9.3
 - Design, 5.2.1.1, 11.3.1.1, 11.3.1.6, A.5.2.1.1, D.2
 - Design pressure, *see* Design pressure
 - DOT, *see* DOT containers
 - Engine fuel systems, *see* Engine fuel systems
 - Evacuating, 7.2.2, A.7.2.2.5, A.7.2.2.7
 - Fabrication, 5.2.1.1, 5.2.4 to 5.2.7, A.5.2.1.1, A.5.2.4.6 to A.5.2.5.7
 - Filling, *see* Filling
 - Flotation due to flooding, anchoring to prevent, 6.8.1.6
 - Heater-cylinder units, 6.22.4.5 to 6.22.4.10
 - Horizontal, *see* Horizontal containers
 - For hot air balloons, 5.2.9, 7.2.2.12, 7.2.2.13
 - Impoundment, 6.5.3.4, 6.5.3.5, A.6.5.3.4, A.6.5.3.5
 - Industrial plants, 15.6.1
 - Industrial trucks, *see* Industrial trucks
 - Installation, 6.8, 6.22, 11.8, A.6.8.1.4 to A.6.8.6.3(A), A.6.22.2.6 to A.6.22.10.3, A.11.8.4.3
 - Insulation system, *see* Insulation system
 - Leaks, 5.2.3.4(5), 9.3.2.6, 9.3.3.5
 - Liquid level gauges, 5.9.5, A.5.9.5.3
 - Location, 6.2 to 6.5, 11.8.1, 11.8.3, A.6.4.1.1 to A.6.5.4, Annex I
 - Marking, *see* Marking
 - Mounded, *see* Mounded containers
 - Nonrefillable, 7.2.2.8, 8.3.2.3
 - Not connected for use, 6.3
 - Openings, 5.2.5, 5.9.7.1, A.5.2.5.3 to A.5.2.5.7
 - Overfilling, 7.4.4, A.7.4.4; *see also* Overfilling prevention devices (OPD)
 - Painting, 5.2.3.4(3), 6.8.1.4, 15.3.1.8, 15.6.1.1, A.6.8.1.4
 - Portable, *see* Portable containers
 - Portable storage, *see* Portable storage containers
 - Protection, 6.8.1.2, 6.22.11.1, 6.29.3, 8.2.2, 8.4.2, 8.4.3, 8.5, 9.3.2.8, 9.3.3.5, 9.6.2.2(3), 11.8.1.2, 11.8.2, 12.4.4(10), 12.4.8, 12.4.9, A.6.29.3, A.8.4.2.1, A.8.4.2.3, A.8.5.1; *see also* subhead: Corrosion and corrosion protection
 - Refrigerated, *see* Refrigerated containers
 - Refurbishment, 5.9.9, A.5.9.9
 - Reinstallation or reuse, 5.2.1.2, 5.2.1.3, 11.3.1.4, 11.3.1.5
 - Removal from service, *see* Removal from service
 - Repairs, 5.2.1.6, 5.2.3.2, 11.3.3, 11.8.4.2, 12.4.1.2, A.11.3.3.1
 - Roofs, on, *see* Roofs
 - Service pressure, *see* Service pressure
 - Small, 6.22.9, A.6.22.9.3
 - Stationary engines, 6.28
 - Storage containers, 6.5.1.1; *see also* Portable storage containers
 - Storage of containers, *see* Cylinders, Storage of
 - Supports, attached, *see* Attached supports, containers with
 - Testing, 5.2.1.1, A.5.2.1.1, Annex H
 - DOT cylinder requalification, C.3.2
 - Refrigerated containers, 13.6
 - Return to service, 12.4.1.5
 - Training use, 6.22.9, A.6.22.9.3
 - Transfer operations, *see* Transfer, LP-Gas liquid
 - Transportation of, *see* Transportation of LP-Gas
 - Underground, *see* Underground containers
 - Valves, *see* Valves
 - Vehicles, on, *see* Vehicles, containers on/in
 - Venting gas to atmosphere, 7.3.3
 - Vertical, 5.2.4.4, 5.6.1, 6.8.4
 - Water capacity, *see* Water capacity, of containers
 - Welding, 5.2.1.7
- Cooling, of storage containers**, 5.2.1.10
- Corrosion and corrosion protection**, 5.2.1.4, 5.2.3.4, 5.2.8.3(A), 6.19, A.6.19
 - Engine fuel systems, 11.3.3.1, 11.3.7, 11.10.1.9, 12.3.9.5, 12.4.4, 12.11.1, A.11.3.3.1, A.11.3.7, A.12.3.9.5, A.12.4.4(1) to A.12.4.4(5)
 - Over-the-road vehicles, 12.3.9.5, 12.4.4, 12.6.2, 12.7.1, A.12.3.9.5, A.12.4.4(1) to A.12.4.4(5)
 - Piping systems, 6.11.3.12, 6.11.3.15, 6.19, A.6.19
 - Tank heaters, 6.24.4.6(B)
 - Underground and mounded containers, 6.8.6.1(I), 6.8.6.3(F), 6.19.2, A.6.8.6.1(I), Annex K
- Corrugated stainless steel tubing (CSST)**, Table 16.1(i) to Table 16.1(m)
- Cutting**, *see* Welding
- Cylinders**, 5.2.2, 15.3.2, A.5.2.2.1, A.5.2.2.2; *see also* Containers
 - Aluminum, 5.2.1.2(D), 5.20.1.3(C)
 - Appurtenances and connections
 - Installation, 5.9.4.1, 6.9.2.2
 - Physical damage protection, 5.2.6.1
 - Automated exchange stations, 8.6
 - Composite, 5.2.1.2(D), 5.9.2.3.1
 - Definition, 3.3.18
 - Design, construction, and requalification of, Annex C
 - Engine fuel systems, 12.3.1.2, A.12.3.1.2
 - Filled at point of use, 5.2.3
 - Filling, 6.30.5.5, 7.4.3.1, 15.3.2.1
 - Flame effects before a proximate audience, use for, 6.22.10, A.6.22.10.3
 - Industrial trucks, 11.11.2, 11.11.4.2 to 11.11.4.4
 - Installation, 6.8.2, 6.22, A.6.22.2.6 to A.6.22.10.3
 - Liquid level gauging devices, 5.9.5.6
 - Location, 6.2.2, 6.3.1, 6.4.4.1, 6.4.4.3, Table 6.4.4.3, 6.4.4.4, 8.2.1, 8.3.3.2, 8.3.4.2, 8.4, A.6.4.4.3, A.8.4.1 to A.8.4.2.3, Figs. I.1(a) to I.1(c)
 - Marking, 5.2.8.1, 5.2.8.2, 5.2.8.4, 5.9.5.5, 5.9.5.6, 6.5.3.12, 6.22.2.1, A.5.2.8.2
 - Non-engine fuel systems, 6.26.3.2
 - Nonrefillable, 7.2.2.8, 7.2.2.14
 - Not connected for use, 6.3.1

- Overfilling, 7.4.4, A.7.4.4; *see also* Overfilling prevention devices (OPD)
- Pressure relief devices, 5.9.2.2, 5.9.2.3, E.1
- Regulators, 6.10.1.3, A.6.10.1.3
- Removal from service, *see* Removal from service
- Requalification for service, 5.2.1.2(A), 5.2.2.3, 5.2.3.1, 15.3.2.1
- Service pressure, 5.2.4.1, 5.2.4.2, 7.2.2.15(1)
- Specifications, Table 4.1.1, Annex C
- Storage of, 6.3.1, 6.10.1.3(7), Chap. 8
- Automated exchange stations, 8.6
 - Within buildings, 6.22.1.3, Table 6.25.2.2, 8.2.1.3 to 8.2.1.5, 8.3
 - Empty containers, 8.1.1, 8.2.1.4
 - Fire protection, 8.5, A.8.5.1
 - Location of cylinders, 8.2.1
 - Outside buildings, 8.4, A.8.4.1 to A.8.4.2.3
 - Protection of containers
 - Outside buildings, 8.4.2, 8.4.3, A.8.4.2.1, A.8.4.2.3
 - Valves, 8.2.2
 - Transportation of, 6.22.1.4, 6.22.3.6, 9.3.1, 9.3.2
 - Universal, 6.26.4.1(4), 7.2.2.16, 11.11.2.1, 11.11.2.2
 - Definition, 3.3.18.1
 - Use in buildings or on roofs or balconies, 6.22, 6.22.2, A.6.22.2.6, A.6.22.2.6 to A.6.22.10.3
 - Venting, 7.3.3.2
- D-**
- Definitions**, Chap.3
- Demonstrations, containers used in**, 6.22.9, A.6.22.9.3
- Department of Transportation**, *see* DOT
- Design certification (definition)**, 3.3.19
- Design pressure**, 7.2.2.15
- Definition, 3.3.20
 - Refrigerated containers, 13.1.2.1
 - Vaporizers, 11.6.2.4, 11.6.2.7
 - Vehicle fuel dispensers, 5.27
 - Vehicles, containers installed on, 12.3.2.2, 12.3.10.3, 12.3.10.4, 12.3.11.3, 12.3.11.4
- Design temperature, refrigerated containers**, 13.1.2.2
- Detectors, LP-Gas**, 12.4.1.13, 14.2.3.2, 15.2.1.2
- Devices**, *see* specific type, such as Dispensers
- Dikes**, *see* Impoundment
- Direct-fired vaporizers**, *see* Vaporizers
- Direct gas-fired tank heaters**, 5.24.4, 6.24.4, A.6.24.4.6
- Definition, 3.3.76.1
- Direct immersion electric vaporizers**, 6.24.7
- Definition, 3.3.79.2.1
- Direct injection**, 12.3.8.3, 12.3.8.4; *see also* Injectors
- Definition, 3.3.21
- Dispensers**
- Definition, 3.3.22, A.3.3.22
 - Propane LP-Gas, 1.3.2(11)
 - Vehicle fuel, 5.27, Table 6.25.2.2, 6.27, 15.3.4.7, A.6.27.3.6
 - Definition, 3.3.22.1
- Dispensing systems**, 5.2.1.9, 6.27, 8.4.1.2(5), 15.3.4.7, A.6.27.3.6
- Container storage at, 8.1.1
 - Definition, 3.3.23
- Protection
- Physical damage, against, 6.27.3.14 to 6.27.3.16
 - Tampering, against, 6.27.3.8
- Distributing plants**, *see* Bulk plants
- Distribution blocks**, 12.3.9, 12.10, A.12.3.9.3 to A.12.3.9.8
- Docks**, *see* Marine shipping and receiving
- DOT**
- Cargo tank vehicle specifications, 9.4.3.4
 - Compliance with regulations, 5.2.1.1, 5.2.7.2, 9.3.2.10, 9.3.3.7, A.5.2.1.1, D.2.4
 - Containers, *see* DOT containers
 - Definition, 3.3.24
 - DOT containers**, 5.2.7.3, 6.30.1, 9.3.1, 11.3.1.1, 11.3.1.4, 11.3.1.5, 11.3.1.7; *see also* Cylinders
 - Cylinders, 5.2.2, 5.2.3.1, 6.30.5.5, A.5.2.2.1, A.5.2.2.2, E.1
 - Portable containers of more than 1000 lb (454 kg) water capacity, 9.3.3.2
 - Pressure relief valves, 5.9.2.2, 5.9.2.4, E.1
 - Requalification for service, 5.2.2.3, 5.2.3.1, 11.3.1.4(B)
- E-**
- Educational occupancies**, 6.22.7, Table 8.3.1(a)
- Electrical equipment and systems**
- Cargo tank vehicles, 9.4.4.4
 - Ignition source control, 6.25.2, Table 6.25.2.2, A.6.25.2.2, A.6.25.2.3
 - Installation, 6.21.3
 - Marine terminals, 14.2.1.9, 14.2.1.10, 14.2.2, 14.2.3.3
 - Over-the-road vehicles, 12.3.2.6, 12.3.6.6, 12.3.9.3, 12.3.14, 12.4.12(3), 12.4.13, 12.5, 12.11.6(3), A.12.3.9.3, A.12.3.14.1, A.12.4.13, A.12.5.8, A.12.5.9
 - Vaporizers, *see* Vaporizers
- Emergency shutoff valves**, *see* Valves
- Enforcement of code**, 1.7
- Engine fuel systems**, 6.22.1.5(2), 9.1.2(3), Chap. 11, 12.4, A.9.1.2(3), A.12.4.2.1 to A.12.4.13; *see also* Vehicles
- Carburetion equipment, 11.6, 12.3.13, 12.11.6(1)
 - Container appurtenances, 11.4, 11.8, 11.9.1.2, 11.9.1.3, 12.3.3, 12.4.5.1, 12.4.9, A.11.4.1.16, A.11.8.4.3, A.11.9.1.2, A.12.4.5.1
 - Containers, 5.2.4.5, 6.2.2, 6.30.5.3, 11.3, 11.4.1.7, 11.4.1.14 to 11.4.1.16, 11.5, 11.8, 12.1.1, 12.3, 12.4.1.2, 12.4.1.5, 12.4.1.13, 12.4.3 to 12.4.13, 12.13.1, A.11.3.1 to A.11.3.7, A.11.4.1.16, A.11.8.4.3, A.12.1.1, A.12.3.1.2 to A.12.3.14.1, A.12.4.4(1) to A.12.4.13
 - Conversion to LP-Gas, 11.8.3.7
 - Electrical installation, 12.5, A.12.5.8, A.12.5.9
 - Floor maintenance machines, 11.12
 - As ignition sources, 7.2.3.2(A), 12.4.1.4
 - Industrial trucks, 11.11
 - Not mounted on vehicles, 11.13
 - Portable engines, 6.2.2, 6.10.1.3(4), 11.13.1
 - Regulators, 6.10.1.3(4)
 - Valves, *see* Valves
- Engines**
- Fuel systems, *see* Engine fuel systems
 - Pump/compressor, 5.20.7, 11.13.1.5
 - Stationary, 6.28

Equipment

- Agricultural, 7.2.3.5, A.7.2.3.5(A)
- Carburetion, *see* Carburetion equipment
- Electrical, *see* Electrical equipment
- Industrial, 7.2.3.5, 15.3.4.5, A.7.2.3.5(A)
- LP-Gas, *see* LP-Gas equipment
- Venting, 7.3.3

Equivalency to code, 1.5

Evacuation, *see* Filling

Evaporative emissions control devices, 12.3.15

Excess-flow valves, *see* Valves

Exhaust systems, cargo vehicle, 9.4.9

Extinguishers, portable fire, 4.7, 6.29.4.2, 7.2.3.8(4), 8.5, 9.3.5, 9.4.7, 14.2.1.13, 15.4.2, A.4.7, A.8.5.1

-F-**Facilities**

- Bulk/gas distribution, *see* Bulk plants
- Liquid transfer, installation of, 6.21.2, A.6.21.2.5, A.6.21.2.6(3)

Facility hose, 6.21.2.6(3), A.6.21.2.6(3)

Definition, 3.3.25

Fail-safe product control, redundant, 6.30.1, 6.30.4

Farm carts, *see* Movable fuel storage tenders

Fences, 6.5.4, 6.21.4.2, A.6.5.4

Filler valves, *see* Valves

Filling, Table 6.25.2.2, 6.30.5.5, 7.2.2, 8.4.1.4, 15.3.2.1, 15.3.4.2, A.7.2.2.5, A.7.2.2.7; *see also* Transfer, LP-Gas liquid

Alternative method, F.5.2

Cargo tank vehicles, 7.2.3.8, 7.2.3.9

Engine fuel systems, 11.14(2), 12.4.4, 12.4.5.5, 12.4.6, 12.4.9, A.12.4.4(1) to A.12.4.4(5)

Ignition sources, 6.25.3.1, 6.25.3.2

Nonstationary installations, 6.7.2.2

Quantity of LP-Gas, 7.4, 11.5, 11.14(2), A.7.4.2.2 to A.7.4.4

Stationary installations, 6.7.2, A.6.7.2.1

Volumetric, *see* Volumetric method filling

Weight, *see* Weight method filling

Fire blankets, 14.2.3.5(2)

Fire protection, 6.29, 15.3.7, 15.4.2, A.6.29.2 to A.6.29.5.1

Containers, 6.22.11.1, 8.5, A.8.5.1

Definition, 3.3.27, A.3.3.27

Roofs, on, 6.22.11.1

Special, 6.29.5, A.6.29.5.1

Storage within buildings, 8.3.2.1

Fire resistance rating, 4.8

Fire walls, 6.5.4.1

Fittings, 5.11, A.5.11.5.1, A.5.11.5.5

Cargo tank vehicles, 9.4.3

Engine fuel systems, 11.7.2, 12.4.1.13, 12.4.9

Inspection, 15.2.1.1

Installation, 6.11.3, 6.11.4, A.6.11.3.1, A.6.11.4.5

Materials, 5.11.4

Over-the-road vehicles, 12.3.10.2, 12.3.11, 12.4.1.13, 12.6.5, 12.8, 12.12.2

Polyethylene and polyamide pipe and tubing, 5.11.5, A.5.11.5.1, A.5.11.5.5

Protection of, 9.6.2.2(3)

Flame effects before a proximate audience, 6.22.10, A.6.22.10.3

Flames, open, *see* Open flames

Flexible connectors, 5.11.6, 6.11.6, 6.20.5.3

Cargo tank vehicles, 9.4.3.2, 9.4.3.3, 9.4.3.5 to 9.4.3.7

Definition, 3.3.28

Engine fuel systems, 11.7.3.1

Flexible hose connectors, 6.10.1.1, 6.11.6.2

Definition, 3.3.28.1

Flexible metallic connectors, 6.10.1.1, 6.11.3.9(A), 6.11.6.3, 6.20.3.2

Definition, 3.3.28.2

Hose, 11.4.1.4, 15.6.2.2

Installation, 6.8.2.4, 6.22.2.5

Metallic-protected flexible hose connectors, 6.20.3.2

Definition, 3.3.28.3

Non-engine fuel systems, 6.26.5.1

Regulator installation, 6.10.1.1

Floor maintenance machines, 11.12

Flow indicators, 5.20.1.3(B), 5.20.8

Food service appliances

Emergency use in buildings, 6.22.8

Inside restaurants and in catering operations, cylinder use, 6.22.9.4

Storage

Of butane nonrefillable containers, 8.3.2.3

Of cylinders, Table 8.3.1(a)

Vehicle installations, 6.10.2.2

Forklift trucks, *see* Industrial trucks

Formulas, 1.6

Fuel injectors, *see* Injectors

Fuel lockoff valves, 12.11.5 to 12.11.7, 12.12

Fuel rails, 12.3.9, 12.10, A.12.3.9.3 to A.12.3.9.8

Definition, 3.3.29

Fuel supply control valves, 12.3.6

Fuel switching devices, 12.3.9.1, 12.3.9.9 to 12.3.9.11

Definition, 3.3.30

Fuel systems, engine, *see* Engine fuel systems

Fugitive emission requirements, 6.27.5

Fusible plug devices, 5.9.2.13, 5.14.2.5, 5.24.2.4, 5.24.3.3, 5.24.5.6, 5.24.6.4, 11.4.1.6(A), 11.6.2.5

-G-

Gallon, U.S. Standard (definition), 3.3.31

Garaging of vehicles, *see* Parking and garaging of vehicles

Gas

Definition, 3.3.32, A.3.3.32

Liquefied petroleum, *see* LP-Gas

Gas-air mixers, 5.24.8, Table 6.25.2.2

Definition, 3.3.33, A.3.3.33

Installation, 6.24.8

Gas distribution facilities, *see* Bulk plants

Gaskets, 5.9.1.4, 5.20.1.3(C), 6.11.3.5, 13.3.3.4 to 13.3.3.6

Gas tank heaters, *see* Direct gas-fired tank heaters

Gas vaporization, *see* Vaporizers

Gauges, 9.7.3.6(7), 11.3.6.4, 12.4.9

Fixed liquid level, 5.9.5.7, 7.3.1.1(1), 12.3.4

Definition, 3.3.34.1

Fixed maximum liquid level, 5.2.5.7, 5.9.3.1, 5.9.3.2, Table 5.9.4.1(B), 5.9.4.3, 5.9.5.2 to 5.9.5.4, 5.9.5.6, 5.9.5.7,

6.30.5.3, 6.30.5.4, 6.30.5.5(D), 7.2.2.11, A.5.2.5.7, A.5.9.3.2, A.5.9.4.3, A.5.9.5.3, F.5.3

Definition, 3.3.34.2

Engine fuel systems, 11.4.1.5, 11.4.1.16, 11.11.2.3, 12.3.4, A.11.4.1.16

Liquid transfer from containers, 7.4.3.2

Vehicles, containers on/in, 12.3.4

Vent location, 6.4.4.4

Float (magnetic), Table 5.9.4.1(B), 5.9.5.8(C), 6.30.5.4(E), 11.4.1.11

Definition, 3.3.34.3

Liquid level, 5.9.5, 5.9.8.1, 5.9.8.6, 13.4.1, A.5.9.5.3, A.5.9.8.1(H)

Pressure, *see* Pressure gauges

Protection of, 5.9.8.2

Rotary, 5.9.5.8(C), 7.3.1.1(1)

Definition, 3.3.34.5

Slip tube, 7.3.1.1(1)

Definition, 3.3.34.6, A.3.3.34.6

Temperature, 5.9.4.3, A.5.9.4.3

Variable liquid level, 5.9.1.2, 5.9.5.2, 5.9.5.8, 5.9.5.9, 7.4.3.2, 7.4.3.3, A.5.9.1.2

Definition, 3.3.34.7, A.3.3.34.7

General requirements, Chap. 4

Grounding, 6.11.3.16, 6.25.1.3, A.6.25.1.3

Ground snow load, 6.8.3.5, 6.18.1, A.6.8.3.5.1, A.6.18.1

Definition, 3.3.35, A.3.3.35

-H-

Heater-cylinder units, 6.22.4.5 to 6.22.4.10

Heaters and heating systems

Buildings or structures, 9.7.3.6(2), 10.2.3, 10.3.1.5, 10.3.2.8

Portable heaters, 6.22.2.6, 6.22.2.7, A.6.22.2.6

Temporary/emergency heating, 6.22.2.6, 6.22.2.7, 6.22.6.2, 6.22.6.3, 6.22.8, A.6.22.2.6

Cabinet heaters, 6.23.3

Definition, 3.3.11

Patio heaters, 6.23.2

In storage containers, 5.2.1.10

Tank heaters, 5.24.4, 6.24.4, A.6.24.4.6

Unattended, 5.23.3

On vehicles, 5.23.7, 6.26.7.3 to 6.26.7.6, A.5.23.7, A.6.26.7.6

Water, 5.23.7, A.5.23.7

High-liquid-level alarm/cutoff devices, 13.4.1.3 to 13.4.1.8

Horizontal containers, 5.9.3.4(3), 5.9.3.5, 6.8.3, A.6.8.3.5.1

Hose, 5.11.6

Buildings, use in, 6.22.2.5, 6.22.12.2(H)

Bulk plants, 15.6.2

Cargo tank vehicles, 9.4.2.3, 9.4.3, 9.4.4.5

Delivery, 9.7.3.3, 9.7.3.5, 9.7.3.7(2)

Dispensing, 6.27.3.6, 6.27.3.7, 6.27.3.17, 6.27.4.1, 15.3.4.7, A.6.27.3.6

Engine fuel systems, 11.7.3, 11.8.5.2

Industrial trucks, 11.11.3

Over-the-road vehicles, 12.3.12, 12.4.11(5), 12.6 to 12.8, 12.12.2, A.12.3.12.10

Facility, 6.21.2.6(3), A.6.21.2.6(3)

Definition, 3.3.25

Hydrostatic relief valve installation, 6.15

Industrial plants, 15.6.2

Inspection, 7.2.4, 15.2.1.1

Installation, 6.23.4, 11.10, A.11.10.1.2

Low-emission transfer, 6.30.5.4(B), 6.30.5.5(A)

Physical damage, protection against, 6.23.4.8

Protection, 6.21.2.6, A.6.21.2.6(3)

Transfer, 6.7.1.5, 6.21.2.6, 6.21.2.7, 7.2.2.19, 7.2.3.7, 7.2.4.1, 7.2.4.2, A.6.21.2.6(3)

Hose connections, 5.11.6, 6.10.1.1, 6.11.6.2, 6.14.2 to 6.14.8, 6.22.2.5, 6.22.11.1(E), 11.7.3.1, 12.6.1, 12.6.3, 12.6.4, A.6.14.8, A.12.6.1

Hot air balloons, containers for, 5.2.9, 7.2.2.12, 7.2.2.13

Hydrostatic relief valves, 5.15, 6.15, 6.22.12.2(I), 6.26.5.1(L), 6.27.3.7, 11.10.2, 12.4.10

-I-

ICC, 5.2.1.1(C), 11.3.1.3, Annex C, D.2.4

Definition, 3.3.36

Ignition sources, *see* Sources of ignition

Important buildings, 6.3.2(2), 6.4.1.1, Table 6.4.1.1, 6.4.3(1), Table 6.24.3.6, 6.24.4.3, 6.30.2.1, A.6.4.1.1

Definition, 3.3.38

Impoundment, 6.5.3.4, 6.5.3.5, 13.5, A.6.5.3.4, A.6.5.3.5

Refrigerated containers, 13.7.3

Indirect electric vaporizers, 5.20.1.3(C), 6.24.7

Definition, 3.3.79.2.2

Indirect-fired vaporizers, *see* Vaporizers

Indirect tank heaters, 5.24.4, 6.24.4, A.6.24.4.6

Industrial occupancies

Buildings housing, 6.22.6

Definition, 3.3.39

Indirect-fired vaporizers, 6.24.2.8

Operations and maintenance, 15.6

Piping systems, 6.11.1.1(D)(3), 6.11.1.2

Storage of LP-gas in, Table 8.3.1(b)

Industrial plants, *see also* Industrial occupancies

Container connections and appurtenances, Table 5.9.4.2, 6.10.1.4(B)

Definition, 3.3.40, A.3.3.40

Fire protection, 6.29.4.2

LP-Gas system installations, 6.21, A.6.21.2.5, A.6.21.2.6(3)

Industrial trucks, 5.9.3.4(1), 6.2.2, 11.4.1.9, 11.4.1.10, 11.11, 11.12.2.1

Pressure relief valves, 5.9.2.14, 5.9.4.1(C)

Regulators, 6.10.1.3(5)

Injectors, 12.3.9, 12.9, 12.11.6(2), A.12.3.9.3 to A.12.3.9.8; *see also* Direct injection

Inspections

Corrosion protection, underground tanks, K.3

Hose, 7.2.4, 11.10.1.3

Marine shipping and receiving facilities, 14.4, A.14.4.1

Piping, 11.10.1.3

Refrigerated containers, 13.6

Tank heaters, 6.24.4.6, A.6.24.4.6

Vehicles, 12.4.1.15, 12.6.4, 12.6.5

Installation, LP-Gas systems, Chap. 6

Appliances, 6.22.2, 6.23, 6.26.7, A.6.22.2.6, A.6.26.7.6

Balconies, exterior, 6.22.11.2

Buildings, 6.22, A.6.22.2.6 to A.6.22.10.3
 Bulk plants and industrial plants, 6.21, 7.2.3.9(1), A.6.21.2.5, A.6.21.2.6(3)
 Container appurtenances, 6.9
 Containers, *see* Containers
 Dispensers and dispensing systems, vehicle fuel, 6.27, A.6.27.3.6
 Engine fuel systems, Chap. 11, 12.2, 12.4.2, A.12.4.2.1
 Equipment, 6.20, 6.25.2, 6.26.6, A.6.25.2.2, A.6.25.2.3
 Fire protection, 6.29, A.6.29.2 to A.6.29.5.1
 Ignition source control, 6.25, A.6.25.1.2 to A.6.25.2.3
 Industrial plants, 6.21, A.6.21.2.5, A.6.21.2.6(3)
 Multicontainer, 6.4.3, 6.4.4.5, 6.5.1
 Nonstationary, 6.7.2.2, 6.10.1.1(B)
 Notification of, 4.3
 Piping systems, *see* Piping and piping systems
 Plans, submission of, 4.3.1
 Regulators, 6.10.1, A.6.10.1.3
 Roofs, 6.22.11.1
 Stationary, *see* Stationary (permanent) installations
 Temporary, 4.3.2, 6.8.5, 6.22.8
 Transfer facilities, 6.21.2, A.6.21.2.5, A.6.21.2.6(3)
 Underground containers, *see* Underground containers
 Vaporizers, 6.24, 6.25.3.2, A.6.24.4.6
 Vehicles, 6.26, Chap. 11, 12.6, 12.9 to 12.12, A.6.26.1, A.6.26.7.6, A.12.6.1

Institutional occupancies, 6.22.7

Insulation system, 5.2.8.3(B), 6.29.5.1, A.6.29.5.1, Annex H

Internal valves, *see* Valves

Isolation valves, 6.15.2, 14.3.2

-J-

Joints, 5.11.5, 6.11.3.5, 6.11.3.6, 9.4.3.2, 12.3.11, 12.6.4, A.5.11.5.1, A.5.11.5.5

-K-

Kettles, portable tar, 6.22.2.7, 6.26.3.5

kPa (definition), 3.3.41

kPag (definition), 3.3.42

-L-

Labeled (definition), 3.2.4

Labeling, *see* Marking

Leak checks, 6.17, 12.4.1.13, A.6.17.1 to A.6.17.4, Annex L

Definition, 3.3.43

Life safety, 6.29.2.2

Marine shipping and receiving facilities, 14.2.1.6, 14.2.1.7, 14.2.1.13, 14.2.3.5

Lighting

Bulk/industrial plant, 6.21.5

Marine terminals, 14.2.1.9, 14.2.1.10

Transfer operations, 7.2.3.2(B)

Vehicles, 9.2.1

Lightning protection, 6.25.1.2, A.6.25.1.2

Liquefied petroleum gases, *see* LP-Gas

Liquid meters, 6.20.5, 9.4.4.5(A)

Liquid transfer, *see* Transfer, LP-Gas liquid

Liquid volume tables, computations, and graphs, Annex F; *see also* Volumetric method filling (loading)

Listed (definition), 3.2.5, A.3.2.5

Loading, *see* Filling

Low-emission transfer, 6.7.3.4, 6.27.4.3(2), 6.30.1, 6.30.5

Definition, 3.3.45, A.3.3.45

LP-Gas

Definition, 3.3.44, A.3.3.44

Odorization, 4.2, 5.2.8.5, A.4.2.1, A.4.2.3

Properties of, Annex B

Refrigerated, *see* Refrigerated containers

LP-Gas equipment, 5.20, Chap. 5

Acceptance of, 4.1

Building installations, 6.22, A.6.22.2.6 to A.6.22.10.3

Fabrication, 5.20.1.3

Installation, 6.20, 6.25.2, 6.26.6, A.6.25.2.2, A.6.25.2.3

Protection of, 9.4.5

Vehicle installations, 6.26.6.2, 9.4.4, 11.11, 11.12.1

LP-Gas systems

Acceptance of, 4.1, Table 4.1.1

Definition, 3.3.46

Engine fuel systems, *see* Engine fuel systems

Installation, *see* Installation, LP-Gas systems

Location, Chap. 6

Protection against tampering, 6.21.4

-M-

Maintenance, 15.1, 15.5, 15.6, A.15.1, A.15.5

Manuals, 15.5, A.15.5

Vehicles, 12.4.2, 12.6.4, 12.14.2, A.12.4.2.1

Manholes, 5.9.8.4, A.5.9.8.4(A)

Manifold ASME containers, 6.10.1.1(C), 12.3.3.4, 12.3.3.5

Manifolds, cylinder, 6.22.2.2

Manufactured home installations, 6.10.2.2

Marine shipping and receiving, Chap. 14

Design and construction, 14.2.1, A.14.2.1.1

Electrical area classification, Table 6.25.2.2

General cargo, 14.2.1.2

Inspections prior to transfer, 14.4, A.14.4.1

Operations and maintenance, 15.4

Pipelines, 14.3, A.14.3.1

Transfer procedures, 14.2.3, 15.4

Valving and connections, 14.3.2

Marking

Container connections, 5.9.8.5

Containers, 5.2.1.1, 5.2.8, 5.2.9.1, 6.5.3.12, 6.22.2.1, 11.3.1.1, 11.3.4, 11.4.1.16(D), 11.8.1.4, 12.3.2.8, 12.3.2.9, 12.3.4.1, 12.3.9.6, 12.3.9.11, A.5.2.1.1, A.5.2.8.2, A.5.2.8.3

Emergency remote shutdown stations, 6.30.4.3

Fixed liquid level gauges, 5.9.5.4

Floor maintenance machinery, 11.12.2.3(A)

Hose, 5.11.6.4(B), 11.7.3.3, 11.7.3.7, 12.3.12.5

Low-emission transfer site, 6.30.5.2

Pressure relief valves, 5.9.2.9, 11.3.6.3, 11.3.6.4, 11.4.1.8

Refrigerated containers, 13.2

Shutoff valves, 12.4.12(2)

Tank heaters, 5.24.4.2

Vaporizers, 5.24.2.1, 5.24.3.1, 5.24.6.1

Vaporizing burners, 5.24.5.3

- Variable liquid level gauges, 5.9.5.8
 Vehicles, 9.4.6, 12.3.2.8, 12.3.2.9, 12.3.4.1, 12.3.12.5, 12.14.4; *see also* Placards
- Maximum allowable working pressure (MAWP)**
 ASME containers, 5.2.4.3 to 5.2.4.6, 6.26.3.1(A), 12.3.3.2, 12.3.8.2, 12.3.8.4, 12.3.9.6, 12.3.9.8, 12.3.9.11, 12.4.8(5), A.5.2.4.6, A.12.3.9.8
 Engine fuel and mobile containers, 11.3.2
 Filling and evacuating containers, 7.2.2.15(2)
 Carburetion equipment, 11.6.1
 Definition, 3.3.47
 Hose, 11.7.3.2, 11.7.3.3, 11.7.3.7
 Meters, 5.20.6.2
 Tank heaters, limit controls for, 5.24.4.4
 Vaporizers, 5.24.2.1, 5.24.6.1, 11.6.2.3
- Measurement, units of**, 1.6
- Mercantile occupancies**, Table 8.3.1(b)
- Metal parts, pressure-containing**, 5.20.1
- Meters**, 5.20.1.3(C), 5.20.6
 Liquid, 6.20.5.1 to 6.20.5.3, 9.4.4.5(A), 9.7.3.7(2)
 Vapor, 6.20.5.1, 6.20.5.3, 6.20.5.4
- Minimum requirements**, 4.6, A.4.6
- Mixers, gas-air**, *see* Gas-air mixers
- Mobile containers**, 5.2.4.6, 6.26.3, 6.30.5.3(B), A.5.2.4.6; *see also* Vehicles, containers on/in
 Definition, 3.3.48
- Mobile homes**, 5.23.6, 6.10.2.2, 6.26.2(1), A.5.23.6
- Mobile units, portable**, 11.12
- Monitor nozzles**, 6.29.6.3
- Motor vehicles**, *see* Vehicles
- Mounded containers**, 6.29.5.3, Annex K
 Corrosion and corrosion protection, 6.8.6.3(F), 6.19.2, Annex K
 Definition, 3.3.49
 Flotation due to flooding, anchoring to prevent, 6.8.1.6
 Installation, 5.2.1.11, 6.8.6, A.6.8.6.1 to A.6.8.6.3(A)
 Location, 6.5.2
 Marking, 5.2.8.3(B)
 Pressure relief devices/valves, 5.9.2.8
 Regulators, 6.10.1.1(E)
 Separation distances, Table 6.4.1.1, 6.4.2, 6.30.2, A.6.4.1.1
- Movable fuel storage tenders**, 9.3.4, 9.5
 Definition, 3.3.61.1
 Supports, 5.6.3.4
- MPa (definition)**, 3.3.50
- MPag (definition)**, 3.3.51
- N-
- NFPA (definition)**, 3.3.52
- Noncombustible material**, 4.9, A.4.9
- Nozzles, monitor**, 6.29.6.3
- NPGA (definition)**, 3.3.53
- O-
- Odorization of LP-Gas**, 4.2, 5.2.8.5
- Open flames**, 6.9.2.6, 6.25.2.5, 6.25.3.1, 6.25.3.3, 6.25.3.4, 7.2.3.2(B), 7.2.3.5(B), 11.14(4), 12.13.1(4)
- Operating pressure**, *see* Working pressure
- Operations**, 15.1, 15.2, A.15.1, A.15.2.1; *see also* Transfer, LP-Gas liquid
- Outdoors, venting**, *see* Venting gas to atmosphere
- Overfilling**, 7.4.4, A.7.4.4
- Overfilling prevention devices (OPD)**, 5.9.3, Table 5.9.4.1(B), 5.9.4.1(C), 6.30.5.3(C), 6.30.5.4(F), 6.30.5.5(E), 7.2.2.11, 7.4.4.1, 11.4.1.14 to 11.4.1.16, 12.3.7, A.5.9.3.2, A.11.4.1.16
 Definition, 3.3.54
- Overpressure shutoff devices/valves**, 5.10.1.3 to 5.10.1.5, 5.10.1.14(2), 6.10.2.6 to 6.10.2.8
 Definition, 3.3.55
- Over-the-road vehicles**, *see* Vehicles
- P-
- Painting**
 Cargo tank vehicles, 9.4.6
 Containers, *see* Containers
 Emergency shutoff valves, 6.14.7, 15.3.1.4
 Engine fuel containers, 11.3.7, A.11.3.7
- Parking and garaging of vehicles**, 6.2.2(7), 6.8.3.6(A), 6.26.8, 7.2.3.4, 8.3.3.4, 9.7, 11.14, 12.13, 14.2.1.4, 15.3.5.1, A.9.7.2.2
- Passenger-carrying vehicles**, *see* Vehicles
- Patio heaters**, 6.23.2
- Permanent installation**, *see* Stationary (permanent) installations
- Permitted (definition)**, 3.3.57
- Personnel**
 LP-Gas liquid transfer, 7.2.1, 7.2.2.1, 7.2.3.8(5), 15.3.4.1, A.7.2.1.4
 Marine facilities, 14.2.1.6, 14.2.1.7, 14.2.1.13, 14.2.3.5
 Qualifications, 4.4, 5.2.3.3, A.4.4
 Safety, planning for, 6.29.2.2; *see also* Life safety
- Piers**, *see* Marine shipping and receiving
- Pipeaway system**, 11.8.5.2, 12.4.11(5)
- Pipelines, marine terminal**, 14.3, A.14.3.1
- Piping and piping systems**, 5.11, 6.11, Table 6.25.2.2, A.5.11.5.1, A.5.11.5.5, A.6.11.1.1(D) to A.6.11.4.5
 Aboveground, 6.11.3.10 to 6.11.3.12
 Buildings, liquid into, *see* Buildings/structures
 Cargo tank vehicles, 9.1.1, 9.4.3, 9.4.5, A.9.1.1(3)
 Definition, 3.3.58
 Discharge, 6.9.2.9 to 6.9.2.11, 6.11.1.2(C), 6.11.3.4
 Dispensers, 6.27.3.6, 6.27.3.7, A.6.27.3.6
 Engine fuel systems, 11.7, 11.9.1.4, 11.10, 12.4.1.4, 12.4.5.3, A.11.10.1.2
 Fittings, *see* Fittings
 Hydrostatic relief valve installation, *see* Hydrostatic relief valves
 Inspection, 11.10.1.3
 Installation, 6.11.3 to 6.11.5, 6.22, 6.24.8.1, 11.9.1.4, 11.10, A.6.11.3.1, A.6.11.4.5, A.6.22.2.6 to A.6.22.10.3, A.11.10.1.2
 Joints, *see* Joints
 Leak checks, *see* Leak checks
 Materials, 5.11.1.1, 5.11.3
 Non-engine fuel systems, 6.26.5
 Over-the-road vehicles, 12.3.10, 12.6 to 12.8
 Polyethylene and polyamide, 5.10.3.2, 5.11.5, 5.14.2.6, 5.14.2.7, 6.11.1.1, 6.11.3.9(B), 6.11.4, 6.11.5, Table 16.1(n) to

- Table 16.1(p), A.5.11.5.1, A.5.11.5.5, A.6.11.1.1(D), A.6.11.1.1(E), A.6.11.4.5
- Protection of, 6.9.2.13, 6.11.3.11, 6.11.3.12, 6.11.3.15, 6.19, 9.4.5, 11.10.1.2, A.6.19, A.11.10.1.2
- Refrigerated containers, 13.3.3
- Regulators, 6.10.1.7, 6.10.2
- Regulator venting, 5.10.3, A.5.10.3
- Service limitations, 6.11.1, A.6.11.1.1(D) to A.6.11.1.2
- Sizing
Tables for sizing, Chap. 16
Vapor piping systems, 6.11.2
- Testing, 6.16, 11.10.1.10
- Underground piping, 6.11.1.1(C)(2), 6.11.3.13 to 6.11.3.17
- Valves, *see* Valves
- Placards**, 9.3.2.10, 9.3.3.7, 9.4.6.2
- Plants**
Bulk/distributing, *see* Bulk plants
Industrial, *see* Industrial plants
- Plugs**, 5.9.7, 11.4.1.12, 11.6.2.6, 12.4.1.7, 12.4.1.11, 12.6.3; *see also* Fusible plug devices
- Point of transfer**
Agricultural or industrial equipment, containers for, 7.2.3.5(A), 15.3.4.5, A.7.2.3.5(A)
Cargo tank vehicle/cargo tank vehicle or cargo tank, 7.2.3.9(2)
Cargo tank vehicle/railroad tank car, 6.21.2.3, 6.30.4, 7.2.3.8(7), 9.4.10(2)
Definition, 3.3.59
Fencing, 6.21.4.2(A)
Ignition sources, 7.2.3.2
Location requirements, 6.7.2, 6.21.2.1, 6.21.2.2, A.6.7.2.1
Pier or dock, 14.2.1.2
Separation distance, 6.7.3
Tank heater location and, 6.24.4.5
- Portable appliances**
Heaters, 6.22.2.6, 6.22.2.7, A.6.22.2.6
Hose for, 6.23.4
Regulators for, 6.10.1.10, 6.10.2.4
- Portable containers**, *see also* Cylinders; Portable storage containers; Portable tanks
Appurtenances, protection against physical damage of, 5.2.6
Definition, 3.3.60, A.3.3.60
Engine fuel systems, 11.5(2)
Indoors, 6.22, A.6.22.2.6 to A.6.22.10.3
Location, 6.2, 6.22, A.6.22.2.6 to A.6.22.10.3
Non-engine fuel systems, 6.26.3.1
Outlet seals, 7.2.2.5 to 7.2.2.8, A.7.2.2.5, A.7.2.2.7
Regulators on, 6.10.1.4(B)
Transportation of LP-Gas in, 9.3
- Portable engines**, *see* Engine fuel systems
- Portable fire extinguishers**, *see* Extinguishers, portable fire
- Portable mobile units**, 11.12
- Portable multicylinder systems**, 5.9.8.3
- Portable storage containers**, *see also* Movable fuel storage tenders; Portable tanks; Porta-pacs; Skid tanks
Container appurtenances, 6.9.2.3(2)
Definition, 3.3.61, A.3.3.61
Installation, 6.6.1, 6.8.5
Supports, 5.2.7
- Portable tanks**, 6.6.2.3, D.2.4.1, D.2.4.4
Container appurtenances, 6.9.2.3(3)
Definition, 3.3.60.3
Filling, 7.4.3.1(3)
Installation, 6.8.3.7
- Porta-pacs**, 5.6.3, 6.6.3
Definition, 3.3.61.2
- Positive shutoff valves**, *see* Valves, shutoff
- Powder coating, engine fuel containers**, 11.3.7, A.11.3.7
- Power supply bushings**, 12.3.14.5, 12.3.14.6
Definition, 3.3.62
- Pressure-containing metal parts**, 5.20.1
- Pressure gauges**, 5.2.5.5, 5.9.4.3, 5.9.6, A.5.2.5.5, A.5.9.4.3
- Pressure relief devices/valves**, 5.9.2, Table 5.9.4.1(B), 5.9.8.1, 6.4.4.2, 6.11.3.4, A.5.9.2.1, A.5.9.8.1(H), Annex E
Connections, 5.2.5.6, 5.9.8.6, 11.3.6
Definitions, 3.3.63, 3.3.78.8
Electrical area classification, Table 6.25.2.2
External, 5.9.4.1(A)
Definition, 3.3.78.8.1, A.3.3.78.8.1
Fire exposure sizing, 13.8.4
Flush-type full internal, Table 5.9.4.1(B), 5.9.4.1(C), 11.4.1.6, 11.4.1.9
Definition, 3.3.78.8.2, A.3.3.78.8.2
Full internal, Table 5.9.4.1(B), 5.9.4.1(C), 11.4.1.6, 11.4.1.9
Definition, 3.3.78.8.3, A.3.3.78.8.3
Industrial occupancies, 6.11.1.2
Inspection, 5.2.3.4(4)
Installation, 6.9.2
Internal spring-type, 5.9.4.1(C), 5.24.2.4, 5.24.3.2, 5.24.3.3, 5.24.6.4, 12.3.3.3
Definition, 3.3.78.8.4, A.3.3.78.8.4
Marking, 5.9.2.9
Position of, 6.4.4.3, 6.4.4.4, 6.8.1.1, 6.9.2.3, 6.9.2.6, 6.9.2.10, 6.10.1.5 to 6.10.1.7, 8.2.1.2, 9.6.2.5, A.6.4.4.3
Industrial occupancies, 6.11.1.2(C)
Vaporizers, 6.24.3.3
Vehicular transportation, for, 9.3.3.6
Protection, 11.8.5.2(J)
Refrigerated containers, 13.8
Regulator, 5.10.1.3 to 5.10.1.5, 5.10.1.8 to 5.10.1.12, 5.10.1.14, 12.11.4
Testing, E.2.3
Vaporizers, 5.24.9, 6.24.2.3, 12.11.4
Vaporizing burners, 5.24.5.5, 5.24.5.6
Vehicles, 6.26.4.1, 9.5.2.5, 9.6.2.5, 11.4.1.6, 11.4.1.8, 11.8.5, 11.11.2.4, 11.11.2.6, 11.11.4.4, 12.3.3.3, 12.3.3.5, 12.4.10, 12.4.12, 12.11.4
- Pressure tests**, 12.4.1.5
Definition, 3.3.64
Fixed-assembly riser, 6.11.4.4(A)
Hose assembly, 5.11.6.4(D), 11.7.3.4(B), 12.8.1
Piping, 6.16.3, 12.8.1
- Propane LP-Gas dispensers**, *see* Dispensers
- Psi (definition)**, 3.3.65
- Psia (definition)**, 3.3.66
- Psig (definition)**, 3.3.67

Public access

- Buildings frequented by public, Table 8.3.1(a), Table 8.3.1(b), 8.3.2, 9.7.3, 11.11.4.3(2), 11.12.2.3(B)
- LP-Gas storage and transfer operations, 7.2.3.1, 15.3.4.6

Pumps, 5.20.2

- Electrical area classification, Table 6.25.2.2
- Engines for, 5.20.7, 11.13.1.5
- Fuel pumps, over-the-road vehicles, 12.3.8, 12.4.12(4), 12.4.13, 12.12.2, A.12.4.13
- Installation, 6.20.2
- Liquid transfer facilities, 6.21.2.4
- Removal of LP-Gas, 9.7.3.7(2)
- Sump pumps, 13.5.8.1
- Transfer to cargo tank vehicles, 9.4.1.2, 9.4.4.1
- Vehicle fuel dispenser, 5.27.1, 6.27.3.5

Purge valves, 12.3.6.4, 12.3.6.5

- Definition, 3.3.78.9

Purging, 7.3.1.1(5), 9.7.3.8, 12.3.2.5, 12.3.2.6, 12.3.6.4, 12.3.6.5, 12.4.1.4, 13.3.3.3, 14.4.6, A.12.3.2.5, Annex M**-Q-****Quick connectors, 5.11.6, 11.7.3.6, 12.3.5.4, 12.3.11.7, 12.3.11.8**

- Definition, 3.3.68

-R-**Railroad tank cars, see Tank cars****Recreational vehicles, 5.23.6, 6.10.2.2, 6.26.2(2), A.5.23.6****Redundant fail-safe product control, 6.30.1, 6.30.4****References, Chap. 2, Annex N****Refrigerated containers, Table 6.25.2.2, Chap. 13, 15.3.8**

- Construction and design, 13.1
- Foundations, 13.3.4, A.13.3.4.2
- Impoundment, 13.5
- Inspections and tests, 13.6
- Instruments and controls, 13.4
- Marking, 13.2
- Pressure and vacuum control, 13.4.2
- Relief devices, 13.8
- Siting, 13.7
- Transfer of refrigerated products, 7.2.2.17

Refrigerated LP-Gas (definition), 3.3.69, A.3.3.69**Regulators, 5.10, 6.10, Table 6.25.2.2, A.5.10.3, A.6.10.1.3**

- Automatic changeover, 6.10.1.1
 - Definition, 3.3.70.1, A.3.3.70.1
- Carburetion equipment, 11.6.3.3
- Engines not on vehicles, 11.13.1.4
- Fabrication, 5.20.1.3
- First-stage, 5.10.1.9, 5.10.1.11, 5.10.1.12, 6.10.1.1 to 6.10.1.3, 6.10.2.5, 6.10.2.9, 6.11.2.1, A.6.10.1.3
 - Definition, 3.3.70.2
 - Pipe sizing between first- and second-stage regulators, Table 16.1(d), Table 16.1(f)
- High-pressure, 5.10.1.8, 5.10.1.10, 6.10.1.1 to 6.10.1.3, 6.10.2.5 to 6.10.2.7, Table 16.1(d), Table 16.1(f), A.6.10.1.3
 - Definition, 3.3.70.3
- Hose use with, 6.23.4.1
- Installation, 6.10.1, A.6.10.1.3
- Integral 2 psi service, 6.10.1.1

Definition, 3.3.70.4

- Integral two-stage, 5.10.1.4 to 5.10.1.6, 5.10.1.8, 5.10.1.14, 6.10.1.1, 6.10.2.1

Definition, 3.3.70.5

- Line pressure, 6.10.1.7, 6.10.1.8, 6.10.1.11, 6.10.2.9

Definition, 3.3.70.6

- Pipe sizing between 2 psig service and line pressure regulator, Table 16.1(b), Table 16.1(h)

Non-engine fuel systems, 6.26.4.2

Protection, 5.9.8.2, 6.10.1.4

Second-stage, 5.10.1.4, 5.10.1.5, 6.10.1.7, 6.10.2.5 to 6.10.2.7

Definition, 3.3.70.7

- Pipe sizing between first- and second-stage regulators, Table 16.1(d), Table 16.1(f)

- Pipe sizing between second-stage regulator and appliance, Table 16.1(c), Table 16.1(e), Table 16.1(g)

- Pipe sizing between second-stage regulators, Table 16.1(a)

Selection of, 6.10.2

Single-stage, 5.10.1.3, 6.10.1.1, 6.10.1.10, 6.10.2.3, 6.10.2.4

Definition, 3.3.70.8

- Pipe sizing between single-stage regulator and appliance, Table 16.1(c), Table 16.1(g)

- Pipe sizing between single-stage regulators, Table 16.1(a)

2 psi regulator system, 5.10.1.14, 6.10.2.1, 6.10.2.9

Definition, 3.3.70.9

2 psi service, 5.10.1.14

Definition, 3.3.70.10

- Pipe sizing between 2 psi service and line pressure regulator, Table 16.1(b), Table 16.1(h)

Two-stage regulator system, 5.10.1.10, 6.10.2.1, 6.10.2.2

Definition, 3.3.70.11

Vaporizing burners, 5.24.5.10, 5.24.5.11

Vehicles, 12.3.13, 12.11

Venting, pipe for, 5.10.3, A.5.10.3

Remote actuation devices, 5.9.4.1(D)**Remote closure, internal valves, 5.9.4.2****Remote shutoff controls, 5.14.2.3, 6.12, 6.13.4, 6.13.5, 6.14.12.3, 6.21.2.4(C), 6.27.3.9 to 6.27.3.12, 6.30.3.3, 6.30.4.3, 7.2.3.9(5), 7.3.1.1(7), 9.4.3.4, A.6.12.1(3)****Removal from service, 5.2.1.2(D), 5.2.1.4, 6.3.2, 11.3.3.1, 12.4.1.2, 12.6.6, 15.1.3, A.11.3.3.1, A.15.1.3****Residential buildings, storage within, Table 8.3.1(a), 8.3.5****Retroactivity of code, 1.4****Roofs**

- Containers on, 4.3.1, 6.8.7, 6.22.11, 8.2.1.5

- Fire protection for containers on, 6.29.3.1, A.6.29.3.1

- LP-Gas systems on, 6.22.11

Rooms, within structures, 6.24.2.1, 6.24.2.5, 8.3.4, 10.3.2, A.10.3.2.5, A.10.3.2.6**-S-****Safety**

- Operational, 7.2, A.7.2.1.4 to A.7.2.3.6(3)

- Personnel, *see* Life safety

SCFM, 5.9.2.6, 5.9.2.9

- Definition, 3.3.71

Scope of code, 1.1, A.1.1**Security provisions, 6.21.4, 7.2.3.1, 14.2.1.7**

Seismic loading

- ASME containers, 5.2.4.4(D)
- Refrigerated containers, 13.3.2

Self-vaporizing liquid burners, *see* Vaporizing burners**Semitrailers**, 5.2.7.2, 5.6.3.2(1), 6.26.2(3), 9.5**Separation**

- Container pressure relief valve and building openings, 6.4.4.3, Table 6.4.4.3, 6.4.4.4, A.6.4.4.3
- Containers, 6.4, 6.5.2.6, 6.5.3.5 to 6.5.3.14, 6.30.2, A.6.4.1.1 to A.6.4.4.3, A.6.5.3.9
- Cylinders in storage, 8.3.3.2, 8.3.4.2, 8.4.1.1 to 8.4.1.3
- Refrigerated containers, 13.7
- Stationary engines, containers for, 6.28.2 to 6.28.4
- Tank heaters, 6.24.4.3, Table 6.24.4.3
- Transfer points, 6.7.2, Table 6.7.2.1, A.6.7.2.1
- Vaporizers, 6.24.2.10, 6.24.3.6, Table 6.24.3.6
- Vaporizing burners and containers, 6.24.5.2, Table 6.24.5.2
- Vehicles, ASME container road clearances, 12.4.7

Service head adapters, 5.11.5.7(C)**Service pressure**, 5.2.4, 7.2.2.15, A.5.2.4.6

- Container appurtenances, 5.9.1.3
- Fittings, 11.7.2.2, 11.7.2.3
- Hose, 11.7.3.6
- Pipe, tubing fittings, and valves, 5.11.4.2, Table 5.11.4.2, 5.14.2.1
- Pressure-containing metal parts, 5.20.1.2

Shall, 3.2.6**Should**, 3.2.7**Shutoff valves**, *see* Valves**Sight flow glasses**, 5.20.8**Skid tanks**, 5.2.6.2, 5.2.7.3, 5.6.2, 6.6.2, 6.6.3.5

- Definition, 3.3.61.3

Smoking, 7.2.3.2(B), 9.4.10, 12.4.1.4, 14.2.1.12**Snowfall, heavy**, 6.18, A.6.18.1**Sources of ignition**, 6.4.4.4

- Control, 6.21.6, 6.25, 7.2.3.2, 7.2.3.8, 7.2.3.9(2), 8.3.4.3(2), 11.9.1.3(A), 12.4.1.4, 12.4.1.6, 12.4.5.1(A), 12.13.1(4), 15.3.4.3, A.6.25.1.2 to A.6.25.2.3
- Definition, 3.3.72
- Garaging of vehicles, 11.14(4)
- Piers, 14.2.1.9 to 14.2.1.12
- Point of discharge, distance from, 6.10.1.6
- Point of transfer, distance from, 6.24.4.5

Special buildings, storage within, Table 6.25.2.2, 8.3.4**Special protection**, 6.29.5, A.6.29.5.1

- Definition, 3.3.73, A.3.3.73

Sprinkler systems, 6.22.11.1, 8.3.2.1**Standard cubic feet (SCF) (definition)**, 3.3.74**Stationary engines**, 6.28, 11.13**Stationary (permanent) installations**, 4.3.1

- Containers in, 5.6.1, 5.9.4.1(D), 6.6.2.2, 6.7.2, 6.9.2.3(1), A.6.7.2.1
- Definition, 3.3.75
- Regulator installation, 6.10.1.1(A)

Storage

- Of cylinders, *see* Cylinders
 - Refrigerated, *see* Refrigerated containers
 - Of vehicles, *see* Parking and garaging of vehicles
- Storage occupancies**, Table 8.3.1(b)

Strainers, 5.20.1.3(B), 6.20.4**Structures**, *see* Buildings/structures**Swivel-type piping**, 6.14.2 to 6.14.8, 6.21.2.6, 7.2.3.7, A.6.14.8, A.6.21.2.6(3)**-T-****Tank cars**, 4.3.3, 6.14.13, 6.21.2.3, 6.21.2.6, Table 6.25.2.2, 6.30.4.1, 7.2.3.6 to 7.2.3.8, 15.3.4.8, A.6.21.2.6(3), A.7.2.3.6(3)**Tank heaters (indirect and direct types)**, 5.24.4, 6.24.4, A.6.24.4.6; *see also* Direct gas-fired tank heaters

- Definition, 3.3.76

Tanks, *see* API-ASME containers (or tanks); ASME containers; Cargo tanks; Containers; Portable tanks; Skid tanks**Tar kettles**, 6.22.2.7, 6.26.3.5**Telecommunications facilities**, 6.28.4**Temperature, design, of refrigerated containers**, 13.1.2.2**Temperature gauge**, 5.9.4.3, 13.4.1.9, A.5.9.4.3**Temporary container installations**, 4.3.2, 6.6.2.1, 6.8.5, 6.22.8, 7.2.3.9(1), 15.3.1.3; *see also* Portable containers**Tenders, movable fuel storage**, *see* Movable fuel storage tenders**Tests**, *see also* Pressure tests

- Containers, *see* Containers
- Corrosion protection, underground tanks, K.3
- Engine fuel systems, 12.4.1.15
- Hose assembly pressure test, 5.11.6.4(D), 12.8.1
- Hose stream resistance, H.4
- Insulation, container, Annex H
- Leak checks, *see* Leak checks
- Piping and piping systems, 6.16, 11.10.1.10, 12.6.5, 12.8
- Pressure relief devices/valves, E.2.3
- Thermal insulation, H.3

Tractors, 6.26.5.2, 11.10.1.11**Trailers**, 5.6.3.2(1), 6.26.2(3), 9.1.1(2), 9.5

- Attachment of tank to, 5.2.7.2
- Fuel connection to tractor, 6.26.5.2, 11.10.1.11

Training, 4.4, 5.2.3.3, 6.22.9, 11.2, 12.4.2, A.4.4, A.6.22.9.3, A.12.4.2.1**Transfer, LP-Gas liquid**, 6.22.1.5, Chap. 7

- Arrangement of systems, 7.2.3, A.7.2.3.5(A), A.7.2.3.6(3)
- Cargo tank vehicles, 7.2.3.3 to 7.2.3.5, 7.2.3.8, 9.1.1(3), 9.4, A.7.2.3.5(A), A.9.1.1(3), A.9.4.8
- Containers, 7.2.2, 7.4, 12.4.1.2, A.7.2.2.5, A.7.2.2.7, A.7.4.2.2 to A.7.4.4
 - Nonstationary installations, 6.7.2.2
 - Stationary installations, 6.7.2, A.6.7.2.1
- Facilities, installation of, 6.21.2, A.6.21.2.5, A.6.21.2.6(3)
- Ignition source control, 7.2.3.2
- Location, 6.7, A.6.7.1.1, A.6.7.2.1
- Low-emission transfer, *see* Low-emission transfer
- Marine terminals, Chap. 14
- Notification of intent for transfer, 4.3.3
- Operations, 7.2.3, 15.3.4, 15.3.5.3, 15.4, A.7.2.3.5(A), A.7.2.3.6(3)
- Personnel, 4.4, 7.2.1, 7.2.2.1, 7.2.3.8(5), A.4.4, A.7.2.1.4
- Safety, 7.2, A.7.2.1.4 to A.7.2.3.6(3)
- Venting, 7.3

Transfer personnel, 7.2.3.8(5)**Transfer point**, *see* Point of transfer**Transportation of LP-Gas**, 6.22.1.5, Chap. 9

- Cylinders, 6.22.1.4, 6.22.3.6, 9.3.1, 9.3.2
 Extinguishers, portable fire, 9.3.5, 9.4.7
 Movable fuel storage tenders, *see* Movable fuel storage tenders
 Parking and garaging of vehicles, 9.7, A.9.7.2.2
 Portable containers, 9.3
 Porta-pacs, 5.6.3.2
 Qualification of personnel, 4.4, A.4.4
 Skid tanks, 5.6.2
 Stationary containers, 9.6
 Trailers and semitrailers, 9.5
- Trucks**
 Industrial (forklift), *see* Industrial trucks
 Piers or docks, on, 14.2.1.3
- Tubing**, 5.11.1, 5.11.3.2
 Cargo tank vehicles, 9.4.3.1 to 9.4.3.3
 Copper, 5.11.3.2
 Engine fuel systems, 11.7.1.2(2)
 Over-the-road vehicles, 12.3.10.5
 Pipe sizing, Table 16.1(f) to Table 16.1(h)
 Use in buildings of, 6.22.12.2(B)
 Wall thickness of, Annex G
 Engine fuel systems, 11.7.1.2, 11.7.2, 12.4.1.4, 12.12.2
 Fittings, 5.11.4, 5.11.5, A.5.11.5.1, A.5.11.5.5
 Installation, 6.11.3 to 6.11.5, A.6.11.3.1, A.6.11.4.5
 Non-engine fuel systems, 6.26.5.1(A)
 Over-the-road vehicles, 12.3.10, 12.6 to 12.8
 Regulator venting, 5.10.3, A.5.10.3
 Sizing tables, Chap. 16
- Two-stage regulator system**, *see* Regulators
- U-
- UL (definition)**, 3.3.77
- Underground containers**, 6.29.5.4, D.3, Fig. I.1(c)
 Access, 6.4.4.5
 Connections, 5.9.8.4, A.5.9.8.4(A)
 Container appurtenances, 6.9.2.10 to 6.9.2.13
 Corrosion and corrosion protection, 6.8.6.1(I), 6.19.2, A.6.8.6.1(I), Annex K
 Filling, 7.4.3.2(A)
 Flotation due to high water table, anchoring to prevent, 6.8.1.6
 Installation, 5.2.1.11, 5.9.8.4, 6.8.6, 6.9.2.10 to 6.9.2.13, A.5.9.8.4(A), A.6.8.6.1 to A.6.8.6.3(A), Annex K
 Location, 6.5.2
 Manholes, domes, or housings, 5.9.8.4, A.5.9.8.4(A)
 Marking, 5.2.8.3(B)
 Pressure relief devices/valves, 5.9.2.8, 5.9.4.1(A)
 Regulators, 6.10.1.1(E)
 Separation distances, Table 6.4.1.1, 6.4.2, 6.4.4.5, 6.5.3.8, 6.30.2, A.6.4.1.1
- Underground piping**, 6.11.1.1(C)(2), 6.11.3.13 to 6.11.3.17
- Units**, 1.6
- Universal cylinders**, *see* Cylinders
- Unloading**, *see* Filling
- V-
- Vacuum controls**, 13.4.2
Vacuum relief devices, 13.8
Valves, 5.11, A.5.11.5.1, A.5.11.5.5
 Backflow check, *see* Backflow check valves
 Bleeder valves, 7.3.1.1(3), 11.4.1.5
 Bypass, 5.20.3, 5.27.1, 9.4.4.3
 Cargo tank vehicles, 9.4.2.3, 9.4.2.4, 9.4.3, 9.4.4.3, 9.7.3.4 to 9.7.3.7
 Check, 5.9.4.1(C)
 Containers, 5.9.4, 8.3.3.5, 12.3.2.9, 12.3.3.3, 12.3.5, 12.3.6, A.5.9.4.3
 Emergency shutoff, 5.9.4.1(D), 5.9.4.2, 5.14.2.2, 5.14.2.3, 6.14, 6.21.2.6, 6.30.4.1, 6.30.4.2, 7.3.1.1(7), 13.1.1.5, 15.2.1.4, 15.3.1.4, A.6.14.8, A.6.21.2.6(3)
 Appliances, 5.23.7, 6.26.7.4, A.5.23.7
 Definition, 3.3.78.2
 Maintenance, 15.6.3
 Railroad tank car end of hose, 7.2.3.7
 Remote shutoff actuation, 6.12, 6.27.3.9 to 6.27.3.11, 6.30.4.3, A.6.12.1(3)
 Engine fuel systems, 11.4.1.3 to 11.4.1.10, 11.8.2.1, 11.8.2.2, 11.8.4.3, 12.4.1.11, 12.4.9, 12.4.10, A.11.8.4.3
 Excess-flow, 5.9.4.1(C), 5.9.4.2(I), 5.9.4.4, 5.9.7, 5.9.8.1, 5.14.2.2, 5.14.2.4, 6.22.2.1, 6.26.7.3, A.5.9.8.1(H)
 Actuated liquid withdrawal, Table 5.9.4.1(B), 5.9.4.1(C), 5.9.7.1(4), 5.9.8.1, A.5.9.8.1(H)
 Definition, 3.3.78.1
 Buildings, piping systems in, 6.22.12.2
 Cargo tank vehicles, 9.4.3.4, 9.4.4.3(2), 9.4.4.5(B)
 Definition, 3.3.78.3
 Dispensers, 6.27.3.6, 6.27.3.9, 6.27.3.12, A.6.27.3.6
 Internal, Table 5.9.4.1(B), 9.4.4.3(2), 11.4.1.3, 12.3.6.1, 12.3.6.2
 Definition, 3.3.78.5
 Over-the-road vehicles, 12.3.5.1, 12.3.6.1, 12.3.6.2, 12.3.6.4, 12.4.9(1)
 Filler, Table 5.9.4.1(B), 5.9.4.1(C), 6.30.5.3(A), 11.4.1.4, 12.3.5
 Definition, 3.3.78.4
 Fuel lockoff, 12.11.5 to 12.11.7, 12.12
 Fuel supply control, 12.3.6
 Hydrostatic relief, 5.11.1.4, 5.15, 6.15, 6.22.12.2(I)
 Internal, 5.9.4.1(D), 5.9.4.2, 5.9.4.4(6), 5.9.7, 5.9.8.1, 6.13, 6.30.3.1 to 6.30.3.4, 6.30.4.2, 7.3.1.1(7), 9.4.2.3, 9.4.2.4, 11.4.1.6, 11.4.1.9, 13.1.1.5, 15.2.1.4, A.5.9.8.1(H), A.15.2.1.4
 Definition, 3.3.78.6, A.3.3.78.6
 Excess-flow, *see* subhead: Excess-flow
 Flush-type full internal pressure relief, *see* Pressure relief devices/valves
 Remote shutoff actuation, 6.12, 6.27.3.9 to 6.27.3.11, A.6.12.1(3)
 Spring-type pressure relief, *see* Pressure relief devices/valves
 Isolation, 6.15.2, 14.3.2
 Materials, 5.14
 Multiple-function, 12.3.2.9
 Outlet, 7.2.2.5 to 7.2.2.8, 8.2.2.2, 8.2.2.3, A.7.2.2.5, A.7.2.2.7
 In polyamide and polyethylene piping systems, 6.11.5
 Power operated, 14.3.2.1, 14.3.2.2
 Pressure relief, *see* Pressure relief devices/valves
 Protection of, 5.9.8.2, 6.26.3.4(E), 8.2.2, 9.3.2.4, 9.3.3.4, 9.6.2.2(3), 9.6.2.4
 Purge, 12.3.6.4, 12.3.6.5
 Definition, 3.3.78.9

- Shutoff, 5.9.2.10, Table 5.9.4.1(B), 5.9.4.1(C), 5.9.8.1, 5.24.5.7, 5.24.5.9, 6.9.2.7 to 6.9.2.9, 11.14(3), 12.4.10(3), 12.13.1(3), 12.13.2.1(2), A.5.9.8.1(H), A.5.24.5.9; *see also* Overpressure shutoff devices/valves
- Accessibility of, 7.2.3.3, 11.8.4.3, A.11.8.4.3
- Automatic, 5.9.4.1(D), 5.9.4.2, 5.14.2.3, 5.23.4, 5.23.7, 5.24.3.6, 5.24.3.7, 5.24.4.11, 5.24.4.12, 5.24.5.8, 5.24.6.8, 6.13.3, 6.24.2.6, 6.27.3.9, 6.30.3.3, 11.6.3, 11.12.2.1, 11.13.1.4, 12.13.1(3), A.5.23.7
- Buildings, piping systems in, 6.22.12.2
- Cargo tank vehicles, 9.4.3.4, 9.7.3.6, 9.7.3.7(2)
- Dispensers, 6.27.3.9, 6.27.3.12, 6.27.3.17
- Emergency, *see* subhead: Emergency shutoff
- Hydrostatic relief valve installation between, 6.15.1
- Manual, 5.9.4.1(C), 5.9.4.4(1), 5.14.2.2, 5.14.2.3, 5.24.3.5, 5.24.4.10, 6.24.3.5, 6.24.5.3, 6.27.3.12, 6.28.3, 6.28.4(2), 6.30.3.4, 6.30.3.5, 11.4.1.3, 11.4.1.7, 12.3.6.1, 12.3.6.2, 12.4.12, 12.13.2.1(2)
- Non-engine fuel systems, 6.26.4.1(3)
- Overpressure, *see* Overpressure shutoff devices/valves
- Positive, 5.9.4.1(D), 5.9.4.2, 5.9.4.4(6), 5.9.7, 5.9.8.1, 6.24.5.3, 6.27.3.9, 6.30.3.4, 6.30.3.5, 9.4.4.3(1), 12.3.9.8, A.5.9.8.1(H)
- Definition, 3.3.78.7
- Quick-acting, 6.27.3.17
- Regulator hose use with, 6.23.4.6, 6.23.4.7
- Remote control of, *see* Remote shutoff controls
- Venting of gas between, 7.3.1.1(2)
- Vapor, 6.10.1.1, 14.3.2.1
- Vaporizers**, 5.24, Table 6.25.2.2, 6.25.2.5, A.5.24.5.9
- Burner, *see* Vaporizing burners
- Definition, 3.3.79
- Direct-fired, 5.24.3, 5.24.9, 6.24.6.2
- Definition, 3.3.79.1
- Gas-air mixers used with, 6.24.8.4
- Installation, 6.24.3, 6.25.3.2
- Electric
- Definition, 3.3.79.2
- Direct immersion, 6.24.7
- Definition, 3.3.79.2.1
- Indirect, 5.20.1.3(C), 6.24.7
- Definition, 3.3.79.2.2
- Installation, 6.24.7
- Indirect (indirect-fired), 5.24.2, 5.24.9, 6.24.6.1, 6.24.7
- Definition, 3.3.79.3
- Gas-air mixers used with, 6.24.8.3
- Installation, 6.24.2, 6.25.3.2
- Installation, 6.24, 6.25.3.2, A.6.24.4.6
- Operating procedures, 15.3.6
- Over-the-road vehicles, 12.3.13
- Piping systems feeding, 6.11.1.1(D)(2), 6.11.1.3
- Regulator installation, 6.10.1.1(D), 6.10.1.9
- Vehicles, 11.6.2, 12.11
- Waterbath (immersion-type), 5.24.6, 6.24.6
- Definition, 3.3.79.4
- Vaporizing burners**, 5.23.5, 5.24.5, 6.24.5, A.5.24.5.9
- Definition, 3.3.80
- Vapor meters**, 6.20.5.1, 6.20.5.3, 6.20.5.4
- Vapor piping systems**, *see* Piping and piping systems
- Vapor service valves**, 6.10.1.1
- Variable liquid level gauge**, 5.9.4.3, A.5.9.4.3
- Vehicle fuel dispensers**, *see* Dispensers
- Vehicles**, Chap. 12; *see also* Engine fuel systems
- Appliances
- Approval for service, 5.23.6, 5.23.7, A.5.23.6, A.5.23.7
- Installation, 6.26.7, A.6.26.7.6
- Commissioning, 12.14
- Containers on/in, *see* Vehicles, containers on/in
- Displaying indoors, 12.13.2
- Engine fuel systems, *see* Engine fuel systems
- Equipment installation, 6.26.6.2
- Garaging of, *see* Parking and garaging of vehicles
- Industrial trucks, *see* Industrial trucks
- Interiors, 11.9, A.11.9.1.2
- Marking/placarding, 9.3.2.10, 9.3.3.7, 9.4.6.2
- Mobile homes, *see* Mobile homes
- Movable fuel storage tenders or farm carts, *see* Movable fuel storage tenders
- Non-engine fuel system installation, 6.26, A.6.26.1, A.6.26.7.6
- Parking, *see* Parking and garaging of vehicles
- Passenger-carrying, 6.26.3.1, 6.26.3.4(I), Chap. 12
- Piers or docks, vehicles on, 14.2.1.3
- Pipe, tubing, and hose, 12.6 to 12.8
- Recreational vehicles, *see* Recreational vehicles
- Safety provisions, 9.4.10
- Servicing and repair, 6.26.8, 9.7.3.7, 9.7.3.8, 12.4.1.2 to 12.4.1.5, 12.6.4, 12.6.6, 12.13.1
- Testing, 12.8
- Trailers and semitrailers, 9.5
- Transportation of LP-Gas, Chap. 9
- Vehicles, containers on/in**, 6.10.2.2, 11.9, 12.1.1, 12.3, A.11.9.1.2, A.12.1.1, A.12.3.1.2 to A.12.3.14.1
- Cargo tank vehicles, 9.3.3.8, 9.4.2
- Fuel dispensers, *see* Dispensers, vehicle fuel
- Leakage, 9.7.3.6(3), 9.7.3.7(2)
- Location, 6.2.2, 6.8.3.6
- Non-engine fuel systems, 6.26.3
- Parking of, 6.8.3.6(A), 8.3.3.4, 11.11.4.3
- Regulators, 6.10.1.3, A.6.10.1.3
- Transfer of liquid into, 6.7.1, A.6.7.1.1
- Vehicular barrier protection (VBP)**, 6.8.1.2, 6.8.6.1, 6.27.3.14, 8.4.2.3, A.6.8.6.1, A.8.4.2.3
- Definition, 3.3.81, A.3.3.81
- Ventilation, building**, 6.10.1.6, 9.7.3.6(2), 10.2.2, 10.3.1.5, 10.3.2.8
- Venting, regulator, pipe for**, 5.10.3, A.5.10.3
- Venting gas to atmosphere**, 7.3
- Containers and equipment, 6.8.6.1(G), 6.8.6.1(H), 6.9.2.3, 6.9.2.10, 6.26.3.3, 7.3.3, 15.3.1.6, A.6.8.6.1(G)(2), A.6.8.6.1(H)
- Outdoors, 6.7.3.2, 7.3.1
- Within structures, 7.3.2, 8.3.4.3
- Vents, fixed maximum liquid level gauge**, 6.4.4.4
- Volume, liquid**, Annex F
- Volumetric method filling (loading)**, 5.2.5.7, 5.9.5.3, 5.9.5.8(B), 7.4.2.1, 7.4.2.3, Table 7.4.2.3(a) to Table 7.4.2.3(c), 7.4.3, A.5.2.5.7, A.5.9.5.3, A.7.4.2.3
- Definition, 3.3.26.1

-W-**Walls, fire,** 6.5.4.1**Warning signs/labels**

Appliances, 6.26.7.10

ASME containers, 5.2.8.3, 6.30.4.3, A.5.2.8.3

Cylinders, 5.2.8.4

Emergency remote shutdown stations, 6.13.5

Marine shipping and receiving facilities, 14.2.1.5, 14.2.3.1

Remote shutdown stations, 6.30.4.3

Tank cars, filling of, 7.2.3.6(1)

Waterbath vaporizers, *see* Vaporizers**Water capacity, of containers,** 5.2.1.8, 5.2.1.9, 5.2.4.4, Table 7.4.2.2

Definition, 3.3.83

Portable containers of more than 1000 lb (454 kg) water capacity, 9.3.3

Stationary installations, 4.3.1

Storage of containers, 8.3.2.2, 8.3.3.1

Vehicles, containers installed on, 6.26.3.1(B), 11.3.5, 12.3.2.3, 12.3.2.4

Water heaters, 5.23.7, A.5.23.7**Water spray fixed systems,** 6.29.6**Weight method filling,** 7.4.2.1, 7.4.2.2, Table 7.4.2.2, A.7.4.2.2

Definition, 3.3.26.2

Welding, 5.2.1.7, 5.9.3.4(2), 6.8.1.3, 6.11.3.2, 6.25.3.3, 7.2.3.2(C), 11.3.3.4, 11.8.4.2, 12.4.1.4, 12.4.3, 12.4.4(6), 14.2.1.11, 15.3.1.5**Wharves,** *see* Marine shipping and receiving**Wheel stops,** 7.2.3.6(2), 9.4.8, 15.3.5.2, A.9.4.8**Wind loading**

ASME containers, 5.2.4.4(C)

Refrigerated containers, 13.3.1

Wiring, electrical, 6.25.2, 9.2.2, 12.3.14, 12.4.13, 12.5, 14.2.2,

A.6.25.2.2, A.6.25.2.3, A.12.3.14.1, A.12.4.13, A.12.5.8, A.12.5.9

Working pressure, *see also* Maximum allowable working pressure (MAWP)

Hose, 5.11.6.4(A), 5.11.6.4(E), 11.7.3

Pipe, tubing fittings, and valves, 5.11.1.4

Sequence of Events for the Standards Development Process

Once the current edition is published, a Standard is opened for Public Input.

Step 1 – Input Stage

- Input accepted from the public or other committees for consideration to develop the First Draft
- Technical Committee holds First Draft Meeting to revise Standard (23 weeks); Technical Committee(s) with Correlating Committee (10 weeks)
- Technical Committee ballots on First Draft (12 weeks); Technical Committee(s) with Correlating Committee (11 weeks)
- Correlating Committee First Draft Meeting (9 weeks)
- Correlating Committee ballots on First Draft (5 weeks)
- First Draft Report posted on the document information page

Step 2 – Comment Stage

- Public Comments accepted on First Draft (10 weeks) following posting of First Draft Report
- If Standard does not receive Public Comments and the Technical Committee chooses not to hold a Second Draft meeting, the Standard becomes a Consent Standard and is sent directly to the Standards Council for issuance (see Step 4) or
- Technical Committee holds Second Draft Meeting (21 weeks); Technical Committee(s) with Correlating Committee (7 weeks)
- Technical Committee ballots on Second Draft (11 weeks); Technical Committee(s) with Correlating Committee (10 weeks)
- Correlating Committee Second Draft Meeting (9 weeks)
- Correlating Committee ballots on Second Draft (8 weeks)
- Second Draft Report posted on the document information page

Step 3 – NFPA Technical Meeting

- Notice of Intent to Make a Motion (NITMAM) accepted (5 weeks) following the posting of Second Draft Report
- NITMAMs are reviewed and valid motions are certified by the Motions Committee for presentation at the NFPA Technical Meeting
- NFPA membership meets each June at the NFPA Technical Meeting to act on Standards with “Certified Amending Motions” (certified NITMAMs)
- Committee(s) vote on any successful amendments to the Technical Committee Reports made by the NFPA membership at the NFPA Technical Meeting

Step 4 – Council Appeals and Issuance of Standard

- Notification of intent to file an appeal to the Standards Council on Technical Meeting action must be filed within 20 days of the NFPA Technical Meeting
- Standards Council decides, based on all evidence, whether to issue the standard or to take other action

Notes:

1. Time periods are approximate; refer to published schedules for actual dates.
2. Annual revision cycle documents with certified amending motions take approximately 101 weeks to complete.
3. Fall revision cycle documents receiving certified amending motions take approximately 141 weeks to complete.

Committee Membership Classifications^{1,2,3,4}

The following classifications apply to Committee members and represent their principal interest in the activity of the Committee.

1. M *Manufacturer*: A representative of a maker or marketer of a product, assembly, or system, or portion thereof, that is affected by the standard.
2. U *User*: A representative of an entity that is subject to the provisions of the standard or that voluntarily uses the standard.
3. IM *Installer/Maintainer*: A representative of an entity that is in the business of installing or maintaining a product, assembly, or system affected by the standard.
4. L *Labor*: A labor representative or employee concerned with safety in the workplace.
5. RT *Applied Research/Testing Laboratory*: A representative of an independent testing laboratory or independent applied research organization that promulgates and/or enforces standards.
6. E *Enforcing Authority*: A representative of an agency or an organization that promulgates and/or enforces standards.
7. I *Insurance*: A representative of an insurance company, broker, agent, bureau, or inspection agency.
8. C *Consumer*: A person who is or represents the ultimate purchaser of a product, system, or service affected by the standard, but who is not included in (2).
9. SE *Special Expert*: A person not representing (1) through (8) and who has special expertise in the scope of the standard or portion thereof.

NOTE 1: “Standard” connotes code, standard, recommended practice, or guide.

NOTE 2: A representative includes an employee.

NOTE 3: While these classifications will be used by the Standards Council to achieve a balance for Technical Committees, the Standards Council may determine that new classifications of member or unique interests need representation in order to foster the best possible Committee deliberations on any project. In this connection, the Standards Council may make such appointments as it deems appropriate in the public interest, such as the classification of “Utilities” in the National Electrical Code Committee.

NOTE 4: Representatives of subsidiaries of any group are generally considered to have the same classification as the parent organization.

Submitting Public Input / Public Comment Through the Online Submission System

Following publication of the current edition of an NFPA standard, the development of the next edition begins and the standard is open for Public Input.

Submit a Public Input

NFPA accepts Public Input on documents through our online submission system at www.nfpa.org. To use the online submission system:








- Choose a document from the List of NFPA codes & standards or filter by Development Stage for “codes accepting public input.”
- Once you are on the document page, select the “Next Edition” tab.
- Choose the link “The next edition of this standard is now open for Public Input.” You will be asked to sign in or create a free online account with NFPA before using this system.
- Follow the online instructions to submit your Public Input (see www.nfpa.org/publicinput for detailed instructions).
- Once a Public Input is saved or submitted in the system, it can be located on the “My Profile” page by selecting the “My Public Inputs/Comments/NITMAMs” section.

Submit a Public Comment

Once the First Draft Report becomes available there is a Public Comment period. Any objections or further related changes to the content of the First Draft must be submitted at the Comment Stage. To submit a Public Comment follow the same steps as previously explained for the submission of Public Input.

Other Resources Available on the Document Information Pages

Header: View document title and scope, access to our codes and standards or NFCSS subscription, and sign up to receive email alerts.

 Current & Prior Editions	Research current and previous edition information.
 Next Edition	Follow the committee’s progress in the processing of a standard in its next revision cycle.
 Technical Committee	View current committee rosters or apply to a committee.
 Ask a Technical Question	For members, officials, and AHJs to submit standards questions to NFPA staff. Our Technical Questions Service provides a convenient way to receive timely and consistent technical assistance when you need to know more about NFPA standards relevant to your work.
 News	Provides links to available articles and research and statistical reports related to our standards.
 Purchase Products & Training	Discover and purchase the latest products and training.
 Related Products	View related publications, training, and other resources available for purchase.

Information on the NFPA Standards Development Process

I. Applicable Regulations. The primary rules governing the processing of NFPA standards (codes, standards, recommended practices, and guides) are the NFPA *Regulations Governing the Development of NFPA Standards (Regs)*. Other applicable rules include NFPA *Bylaws*, NFPA *Technical Meeting Convention Rules*, NFPA *Guide for the Conduct of Participants in the NFPA Standards Development Process*, and the NFPA *Regulations Governing Petitions to the Board of Directors from Decisions of the Standards Council*. Most of these rules and regulations are contained in the *NFPA Standards Directory*. For copies of the *Directory*, contact Codes and Standards Administration at NFPA headquarters; all these documents are also available on the NFPA website at “www.nfpa.org/regs.”

The following is general information on the NFPA process. All participants, however, should refer to the actual rules and regulations for a full understanding of this process and for the criteria that govern participation.

II. Technical Committee Report. The Technical Committee Report is defined as “the Report of the responsible Committee(s), in accordance with the Regulations, in preparation of a new or revised NFPA Standard.” The Technical Committee Report is in two parts and consists of the First Draft Report and the Second Draft Report. (See *Regs* at Section 1.4.)

III. Step 1: First Draft Report. The First Draft Report is defined as “Part one of the Technical Committee Report, which documents the Input Stage.” The First Draft Report consists of the First Draft, Public Input, Committee Input, Committee and Correlating Committee Statements, Correlating Notes, and Ballot Statements. (See *Regs* at 4.2.5.2 and Section 4.3.) Any objection to an action in the First Draft Report must be raised through the filing of an appropriate Comment for consideration in the Second Draft Report or the objection will be considered resolved. [See *Regs* at 4.3.1(b).]

IV. Step 2: Second Draft Report. The Second Draft Report is defined as “Part two of the Technical Committee Report, which documents the Comment Stage.” The Second Draft Report consists of the Second Draft, Public Comments with corresponding Committee Actions and Committee Statements, Correlating Notes and their respective Committee Statements, Committee Comments, Correlating Revisions, and Ballot Statements. (See *Regs* at 4.2.5.2 and Section 4.4.) The First Draft Report and the Second Draft Report together constitute the Technical Committee Report. Any outstanding objection following the Second Draft Report must be raised through an appropriate Amending Motion at the NFPA Technical Meeting or the objection will be considered resolved. [See *Regs* at 4.4.1(b).]

V. Step 3a: Action at NFPA Technical Meeting. Following the publication of the Second Draft Report, there is a period during which those wishing to make proper Amending Motions on the Technical Committee Reports must signal their intention by submitting a Notice of Intent to Make a Motion (NITMAM). (See *Regs* at 4.5.2.) Standards that receive notice of proper Amending Motions (Certified Amending Motions) will be presented for action at the annual June NFPA Technical Meeting. At the meeting, the NFPA membership can consider and act on these Certified Amending Motions as well as Follow-up Amending Motions, that is, motions that become necessary as a result of a previous successful Amending Motion. (See 4.5.3.2 through 4.5.3.6 and Table 1, Columns 1-3 of *Regs* for a summary of the available Amending Motions and who may make them.) Any outstanding objection following action at an NFPA Technical Meeting (and any further Technical Committee consideration following successful Amending Motions, see *Regs* at 4.5.3.7 through 4.6.5) must be raised through an appeal to the Standards Council or it will be considered to be resolved.

VI. Step 3b: Documents Forwarded Directly to the Council. Where no NITMAM is received and certified in accordance with the *Technical Meeting Convention Rules*, the standard is forwarded directly to the Standards Council for action on issuance. Objections are deemed to be resolved for these documents. (See *Regs* at 4.5.2.5.)

VII. Step 4a: Council Appeals. Anyone can appeal to the Standards Council concerning procedural or substantive matters related to the development, content, or issuance of any document of the NFPA or on matters within the purview of the authority of the Council, as established by the *Bylaws* and as determined by the Board of Directors. Such appeals must be in written form and filed with the Secretary of the Standards Council (see *Regs* at Section 1.6). Time constraints for filing an appeal must be in accordance with 1.6.2 of the *Regs*. Objections are deemed to be resolved if not pursued at this level.

VIII. Step 4b: Document Issuance. The Standards Council is the issuer of all documents (see Article 8 of *Bylaws*). The Council acts on the issuance of a document presented for action at an NFPA Technical Meeting within 75 days from the date of the recommendation from the NFPA Technical Meeting, unless this period is extended by the Council (see *Regs* at 4.7.2). For documents forwarded directly to the Standards Council, the Council acts on the issuance of the document at its next scheduled meeting, or at such other meeting as the Council may determine (see *Regs* at 4.5.2.5 and 4.7.4).

IX. Petitions to the Board of Directors. The Standards Council has been delegated the responsibility for the administration of the codes and standards development process and the issuance of documents. However, where extraordinary circumstances requiring the intervention of the Board of Directors exist, the Board of Directors may take any action necessary to fulfill its obligations to preserve the integrity of the codes and standards development process and to protect the interests of the NFPA. The rules for petitioning the Board of Directors can be found in the *Regulations Governing Petitions to the Board of Directors from Decisions of the Standards Council* and in Section 1.7 of the *Regs*.

X. For More Information. The program for the NFPA Technical Meeting (as well as the NFPA website as information becomes available) should be consulted for the date on which each report scheduled for consideration at the meeting will be presented. To view the First Draft Report and Second Draft Report as well as information on NFPA rules and for up-to-date information on schedules and deadlines for processing NFPA documents, check the NFPA website (www.nfpa.org/docinfo) or contact NFPA Codes & Standards Administration at (617) 984-7246.